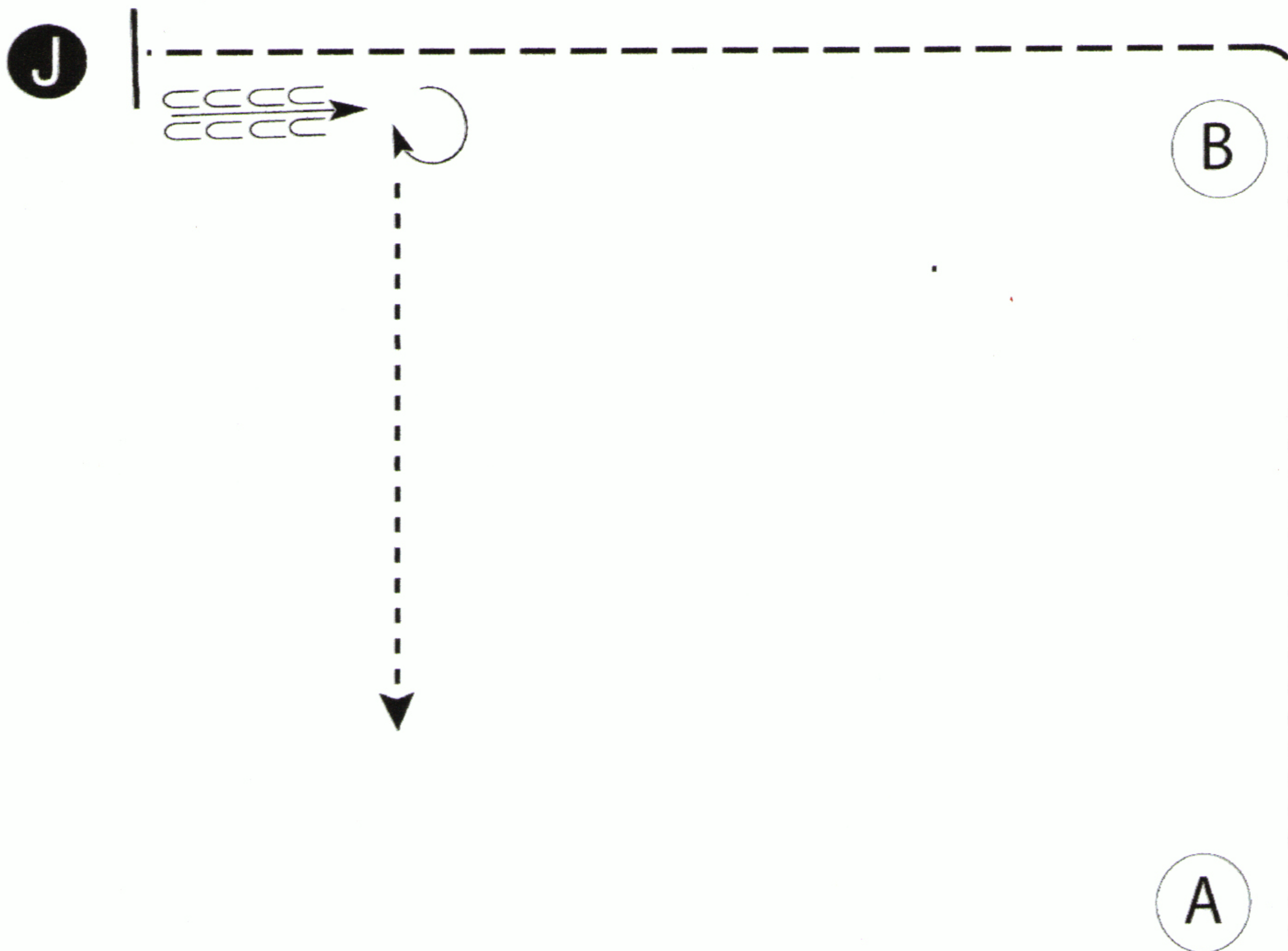


CSC Open Horse Show

WTJ showmanship

Classes 3, 4, 5

Show Date: 09-08-2024



Be ready at A.

1. Walk to B.
2. Trot around B and to judge.
3. Stop and set up for inspection.
4. When dismissed, back one horse length.
5. Turn 270 degrees and walk straight off.

Walk	-----
Trot	- - - - -
Back	← C C C C C C C C C C
Marker	⊙ B
Judge	● J

[S/1-23]

Pattern Provided by:

WWW.HORSESHOWPATTERNS.COM

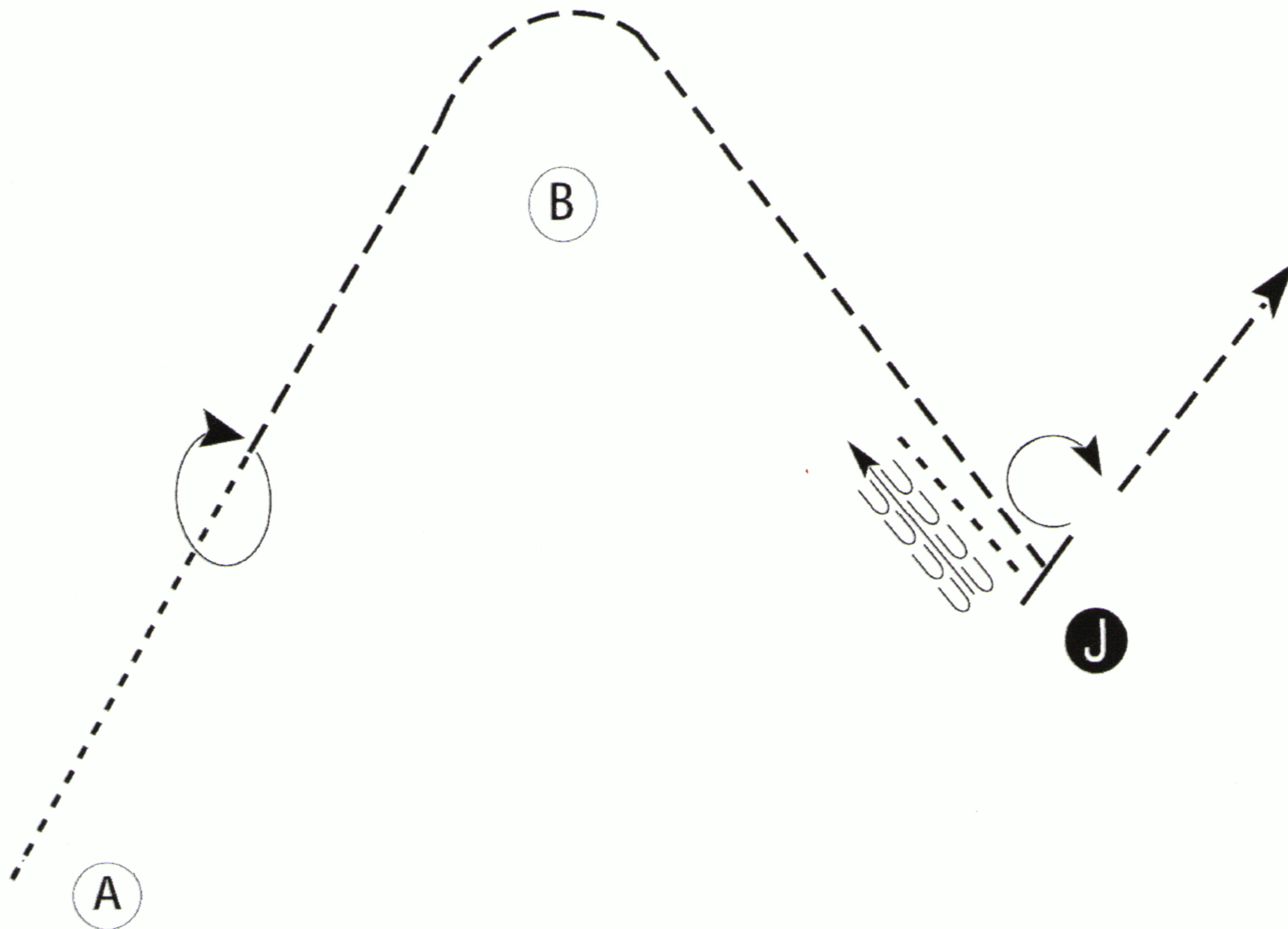
WWW.HORSESHOWPATTERNS.COM

CSC Open Horse Show

three gait showmanship

Show Date: 09-08-2024

classes 7+8



Be ready at A.

1. Walk halfway to B.
2. Stop and perform a 360 degree turn.
3. Trot around B to the Judge.
4. Stop and back approximately one horse length.
5. Walk to the Judge, stop and set up for inspection.
6. When dismissed, perform a 270 degree turn and trot straight away from the Judge.

Follow the instructions of your ring steward.

Walk	-----
Trot	- - - - -
Back	←
Marker	ⓑ
Judge	ⓐ

[S/3-34]

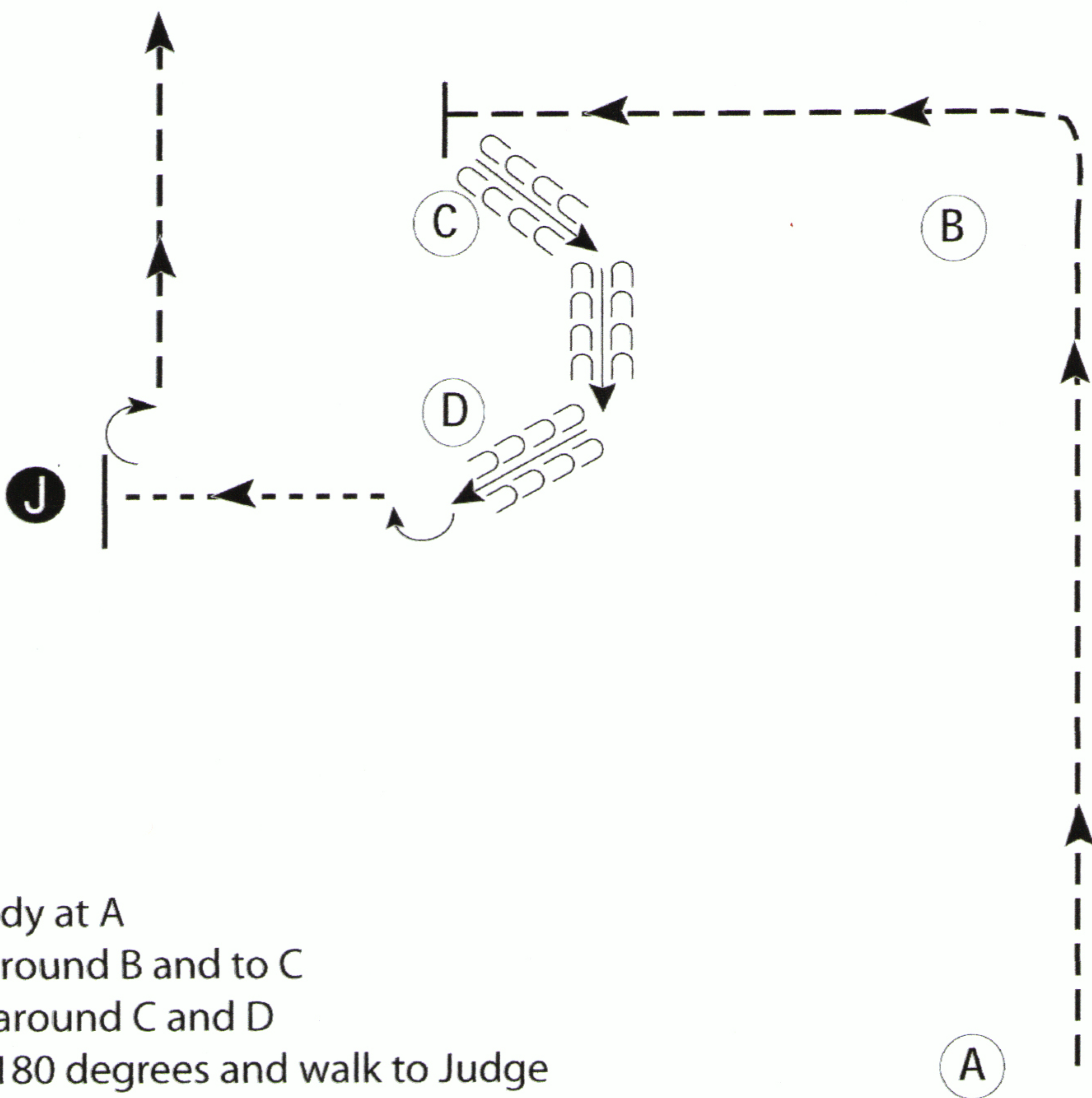
Pattern Provided by:

CSC Open Horse Show

CSC Showmanship Buckle Series

Class 6

Show Date: 09-08-2024



- 1. Be ready at A
- 2. Trot around B and to C
- 3. Back around C and D
- 4. Turn 180 degrees and walk to Judge
- 5. Stop and set up for inspection
- 6. When dismissed, turn 90 degrees and trot away from judge

(A)

Walk	-----
Trot	- - - - -
Back	← ⊃ ⊃ ⊃ ⊃ ⊃ ⊃ ⊃ ⊃
Marker	(B)
Judge	(J)

WWW.HORSESHOWPATTERNS.COM

WWW.HORSESHOWPATTERNS.COM

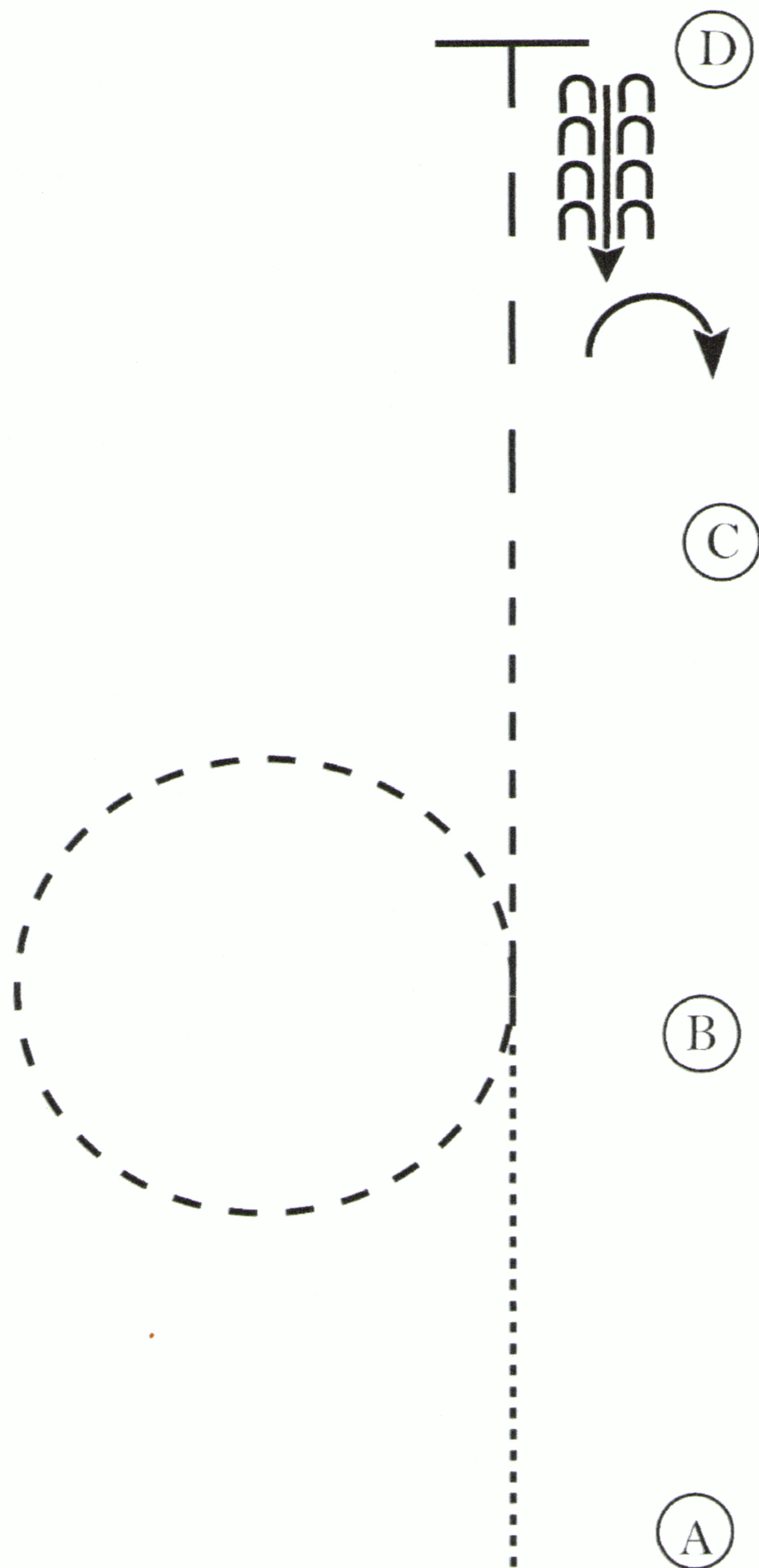
Pattern Provided by:

CSC Open Horse Show

WTJ Equitation Pattern Class

Class 17

Show Date: 09-08-2024



1. Walk A to B.
2. At B jog.
3. Jog a circle at B and continue to C.
4. At C extend the jog to D.
5. At D stop and back 4 steps.
6. Turn 90 degrees to the right.

Walk
Jog	- - - - -
Extended Jog	—————
Lope	—————
Leg Yield	
Lead Change	⚡
Back	← ⌒⌒⌒ ⌒⌒⌒
Marker	⊙
Sidepass	←- - - - ->

[WH/WT-11]

Pattern Provided by:

www.horsethows.com

www.horsethows.com

CSC Open Horse Show

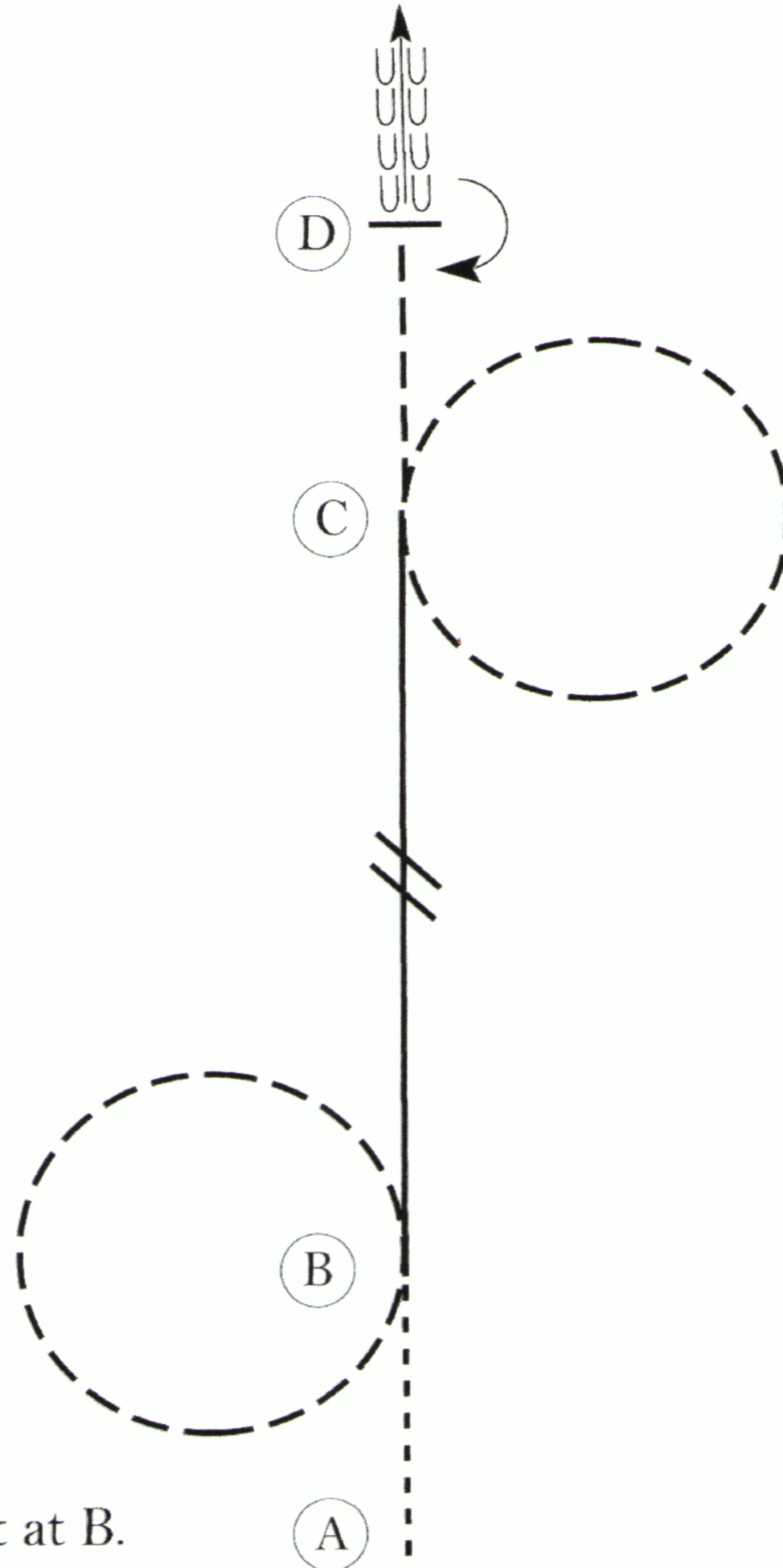
English Equitation pattern

Class 18

Show Date: 09-08-2024

WWW.HORSESHOWPATTERNS.COM

WWW.HORSESHOWPATTERNS.COM



Be ready before A.

1. Walk A to B.
2. Posting trot a circle to the left at B.
3. Canter on the left lead halfway to C.
4. Change leads halfway to C.
5. Canter on the right lead to C.
6. Posting trot a circle to the right at C.
7. Sitting trot from C to D.
8. Stop at D.
9. Perform a 180 degree turn to the right on the forehand.
10. Back approximately one horse length.

Follow the instructions of your ring steward.

Walk	-----
Trot	- - - - -
Extended Trot	-----
Canter	-----
Leg Yield	
Lead Change	↘
Back	←←←←←
Marker	(B)
Sidepass	←←←←←
Hand Gallop	-----

[HSE/3-42]

Pattern Provided by:

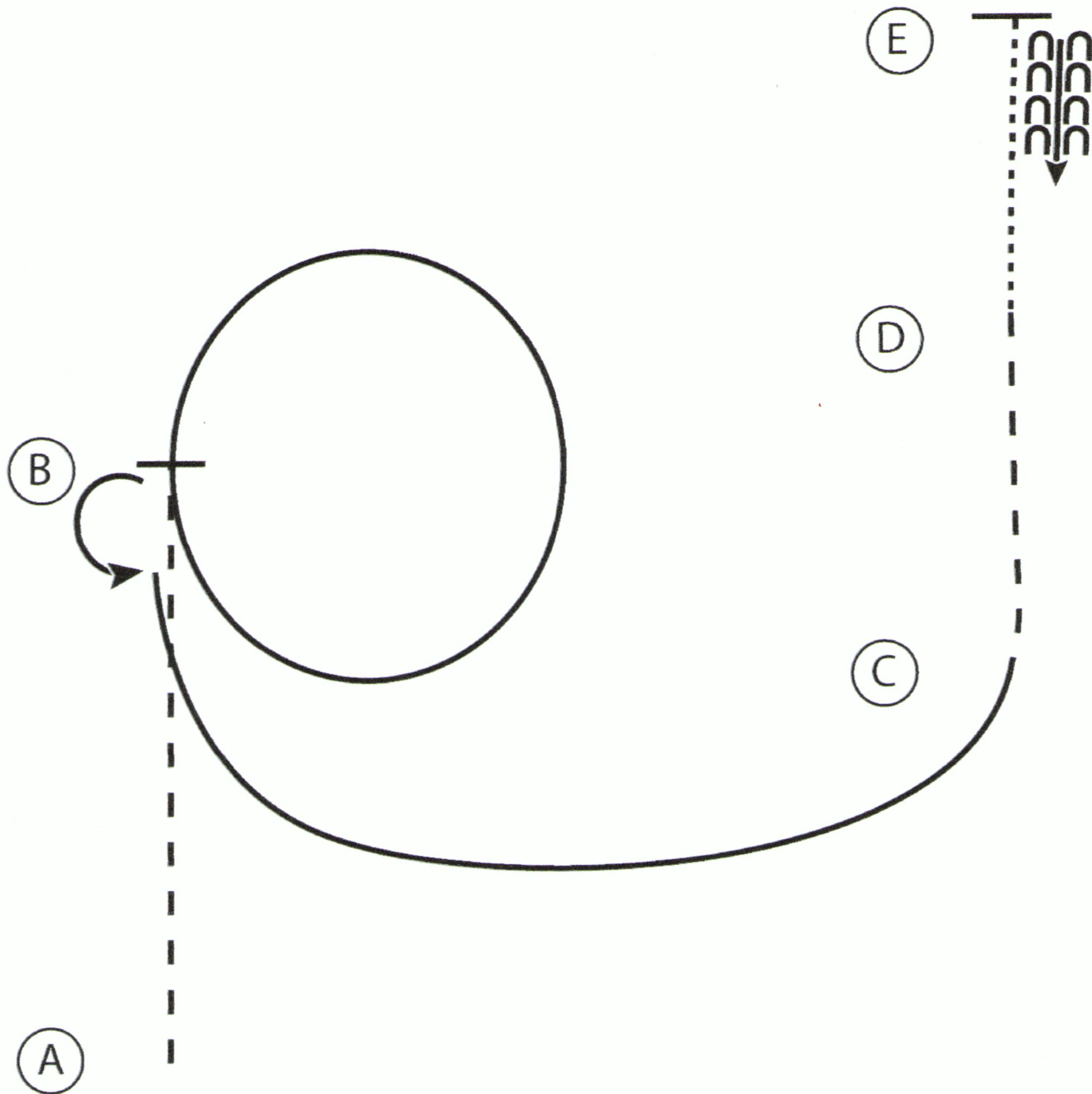
D C "

CSC Open Horse Show

western pattern class

Show Date: 09-08-2024

Class 34



1. Jog A to B
2. At B lope a circle to the right on the right lead
3. Stop at B and perform a 180 degree turn to the left
4. Lope a half circle around to C
5. At C jog to D
6. At D walk to E
- 7 At E stop and back 4 steps

Walk
Jog	-----
Extended Jog	- - - - -
Lope	—————
Leg Yield	
Lead Change	↘
Back	←←←←←
Marker	(B)
Sidepass	←- - - ->

[WH/3-11]

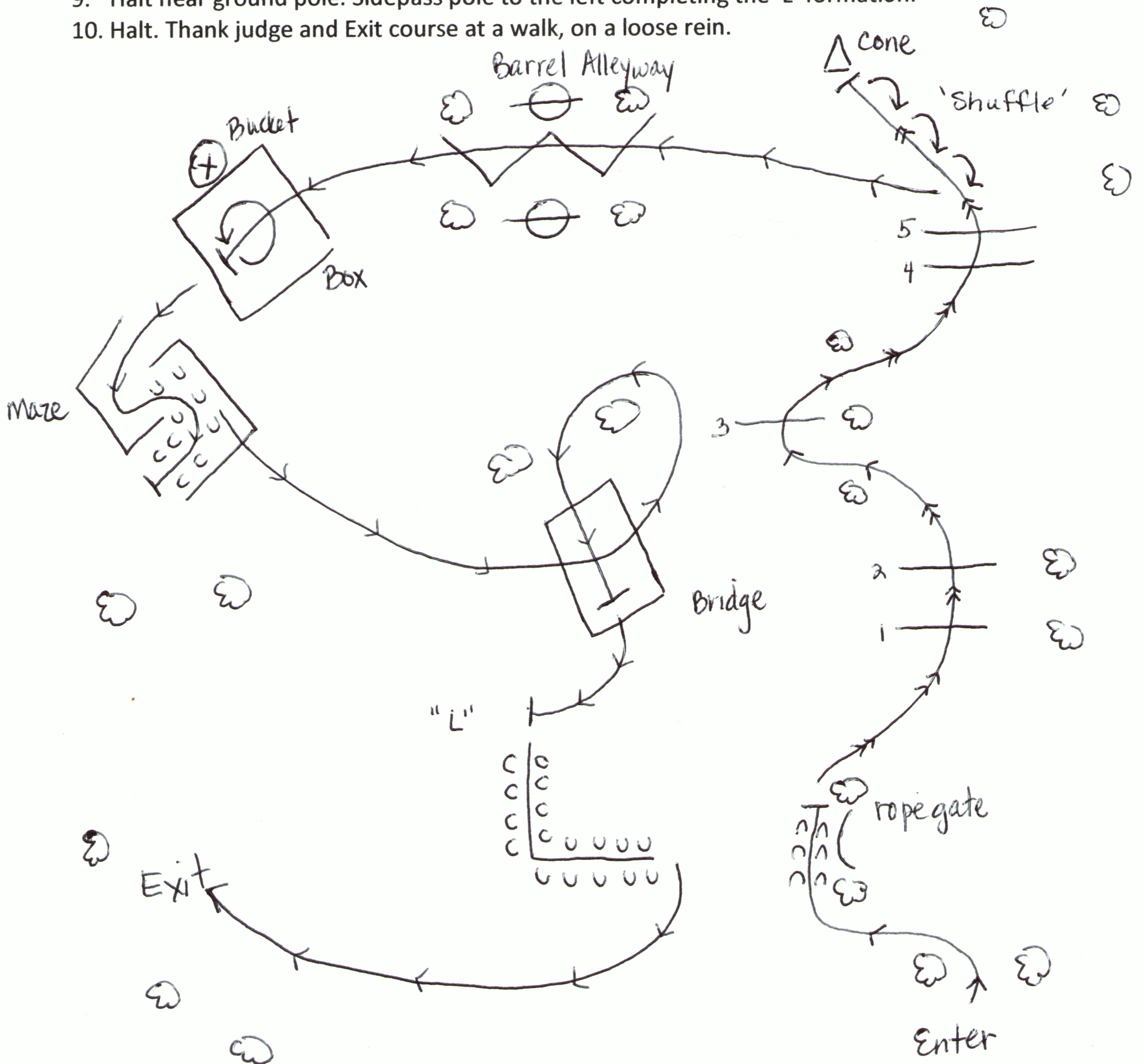
Pattern Provided by:

WWW.HORSESHOWPATTERNS.COM

WWW.HORSESHOWPATTERNS.COM

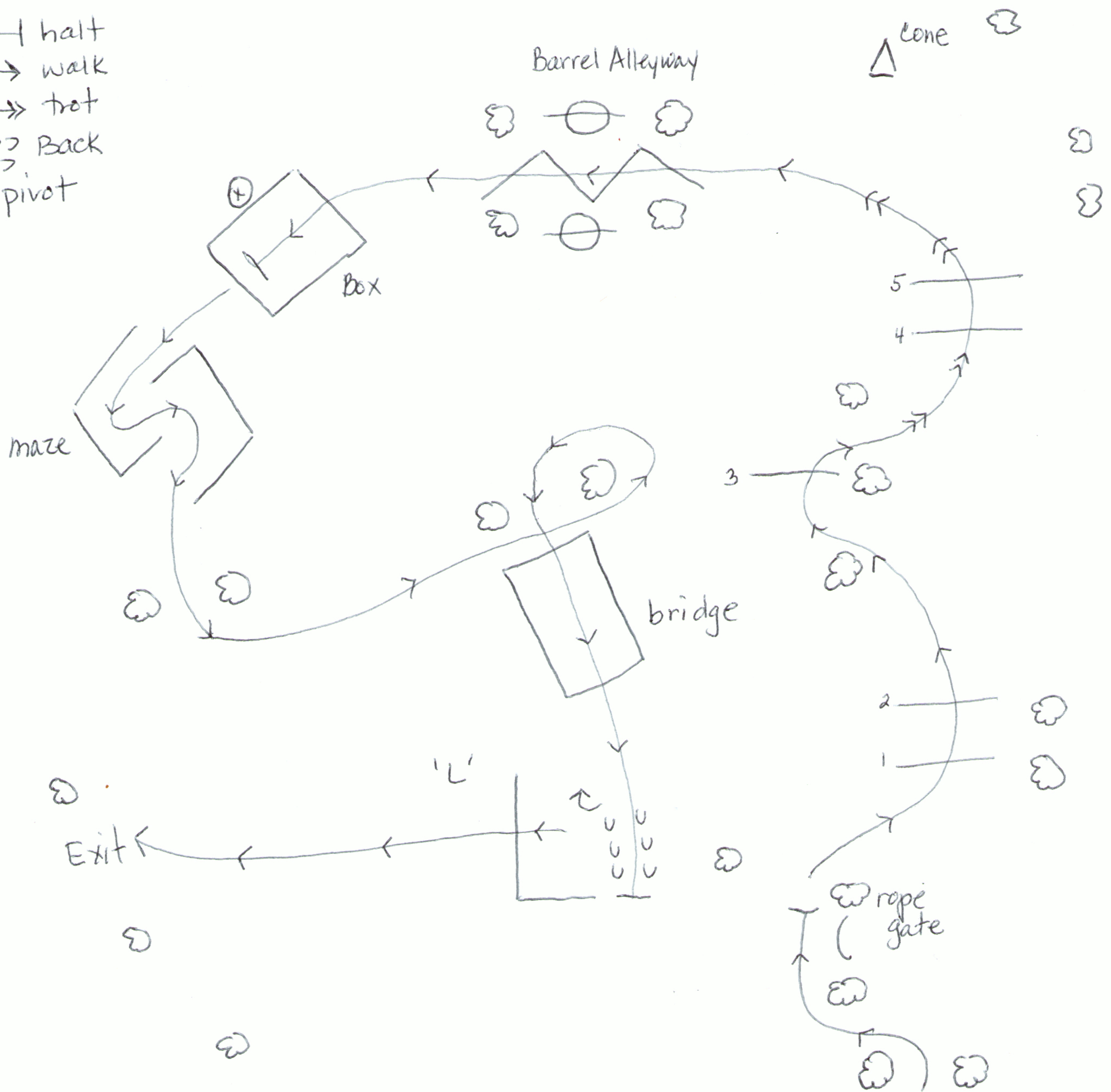
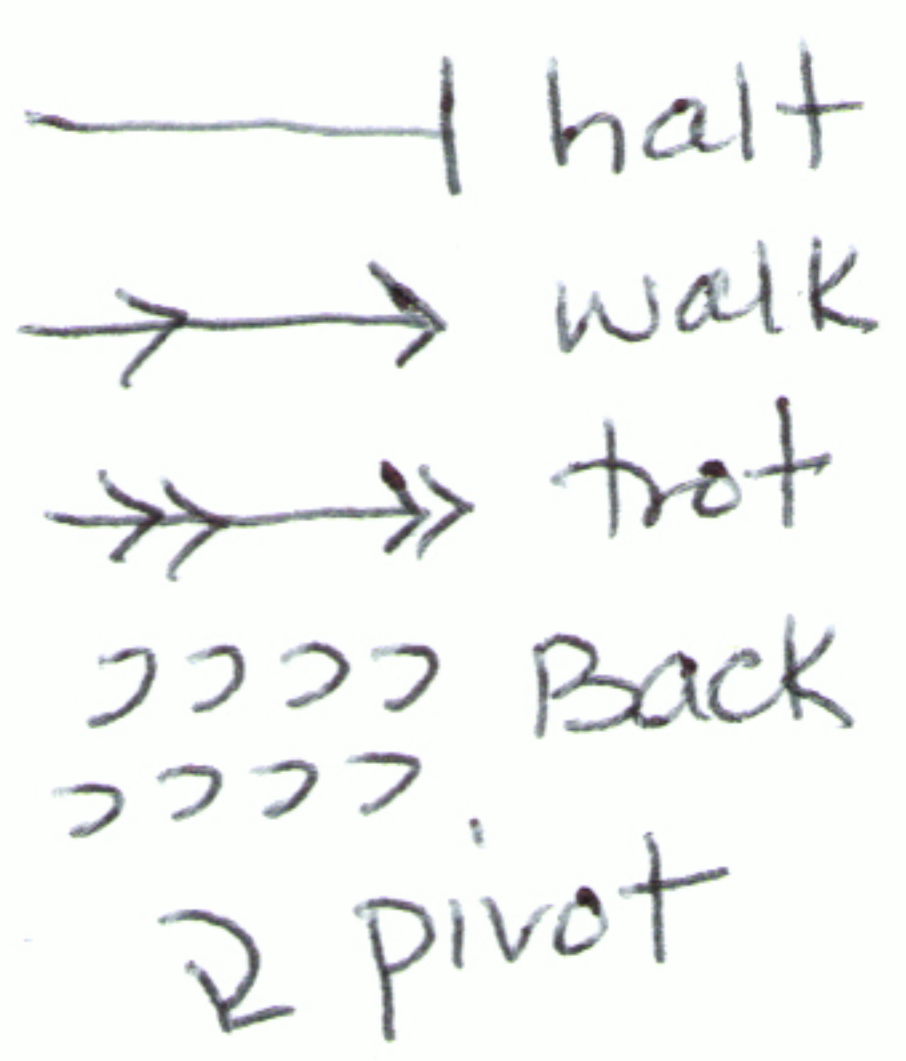
Buckle Challenge Trail – class #48, September show

1. Walk to enter. Halt and pick up rope. Back 3 steps. Walk forward and replace rope.
2. Trot first 2 poles, Walk pole between trees. Trot next 2 poles, halting in front of cone.
3. Perform a 'shuffle' by turning 180 on haunches, 180 on forehand and 180 on haunches
4. Walk through Barrel Alleyway, stepping over poles.
5. Walk into box. Halt. Pick up bucket. Show judge. Replace bucket.
6. Turn 360 degrees to the left inside the box
7. Walk through maze and halt at end. Back horse around first bend in the maze. Walk straight forward over pole to bridge.
8. Cross over the bridge from the side. Turn and circle left to cross over bridge lengthwise. Halt on bridge and count to 5. Step off bridge.
9. Halt near ground pole. Sidepass pole to the left completing the 'L' formation.
10. Halt. Thank judge and Exit course at a walk, on a loose rein.



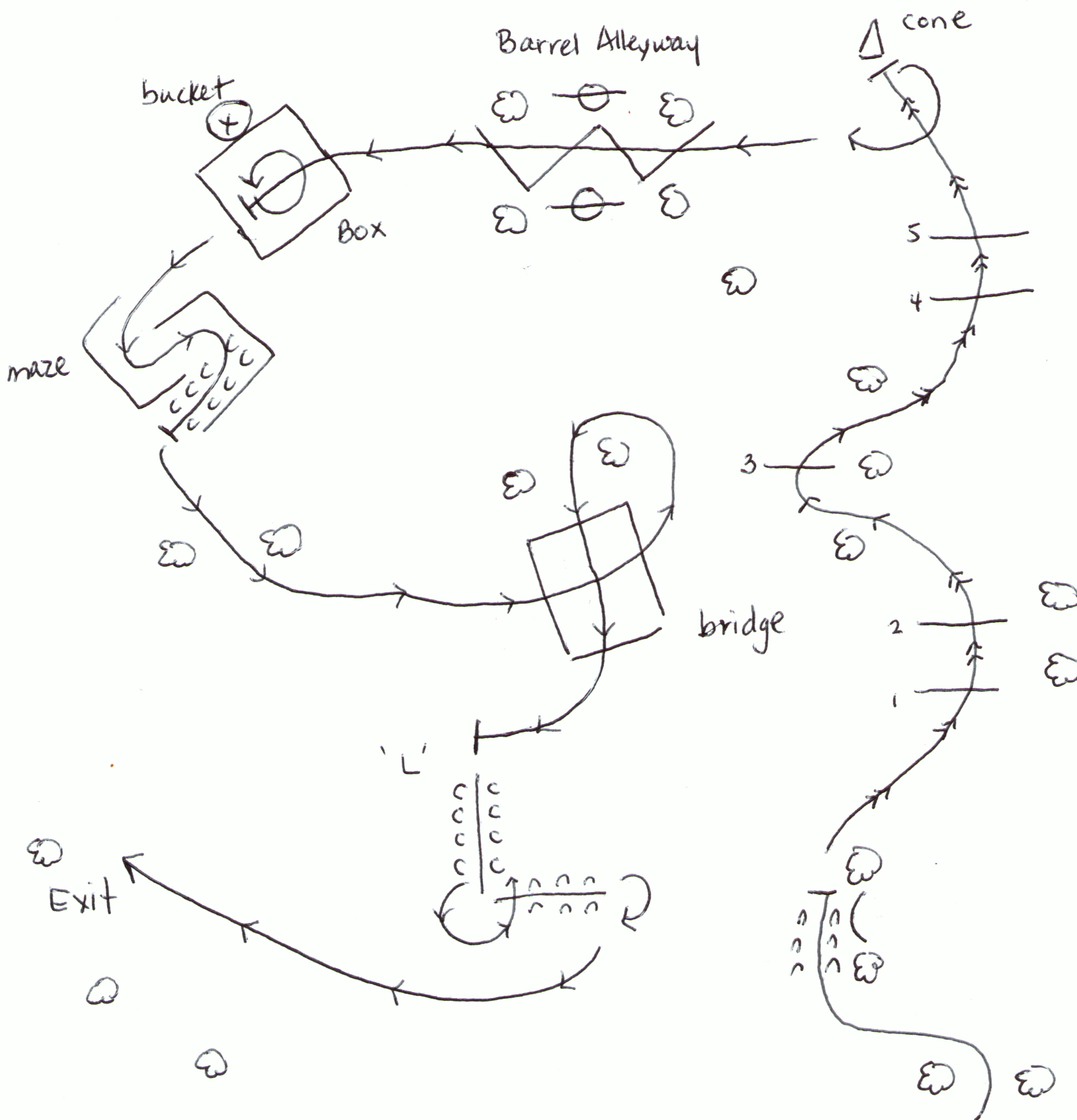
In Hand/Green Trail – classes #40 and #41, September show

1. Enter at a walk. Turn left and halt next to rope gate. Count to 5
2. Walk over first 3 poles, weaving in between trees. Then trot the next 2 poles.
3. Break to a walk and pass through Barrel Alleyway, stepping over the poles.
4. Walk into box. Halt and count to 5
5. Walk forward through maze and trees.
6. Cross over the bridge.
7. Halt with horse hip even with ground pole. Thank judge. Back 3 steps.
8. Pivot or turn on the haunches 90 degrees to the right. Walk forward over pole. Exit



Three Gait Trail – classes #44, #45, #46 and #47, September show

1. Walk to enter. Halt and pick up rope. Back 3 steps. Walk forward and replace rope.
2. Trot first 2 poles, Walk pole between trees. Trot next 2 poles, halting in front of cone.
3. Pivot right 270 degrees on the haunches.
4. Walk through Barrel Alleyway, stepping over poles.
5. Walk into box. Halt. Turn 360 degrees to the left inside the box
6. Walk through maze and halt at end. Back 3-4 steps. Walk forward to bridge.
7. Cross over the bridge from the side. Turn and circle left to cross over bridge lengthwise.
8. Halt near ground pole. Sidepass pole to the left. Stop at end. Walk a tight circle left and sidepass other pole to the right.
9. Turn on the haunches 180 degrees to the right. Thank judge and Exit course at a walk.



WTJ Trail – classes #42 and #43, September show

1. Walk to enter. Turn left and halt next to gate. Pick up rope. Count to 5 and replace rope.
2. Walk over poles, weaving in between trees. Then trot poles, halting in front of cone.
3. Back 4 steps.
4. Pivot left 90 degrees on the haunches. Walk through Barrel Alleyway, stepping over poles.
5. Walk into box. Halt and count to 5
6. Walk forward through maze and trees.
7. Cross over the bridge. Sideways, then lengthways.
8. Halt near ground pole. Thank judge. Sidepass pole to the right. Stopping at end.
9. Step over pole and turn right to exit course.

