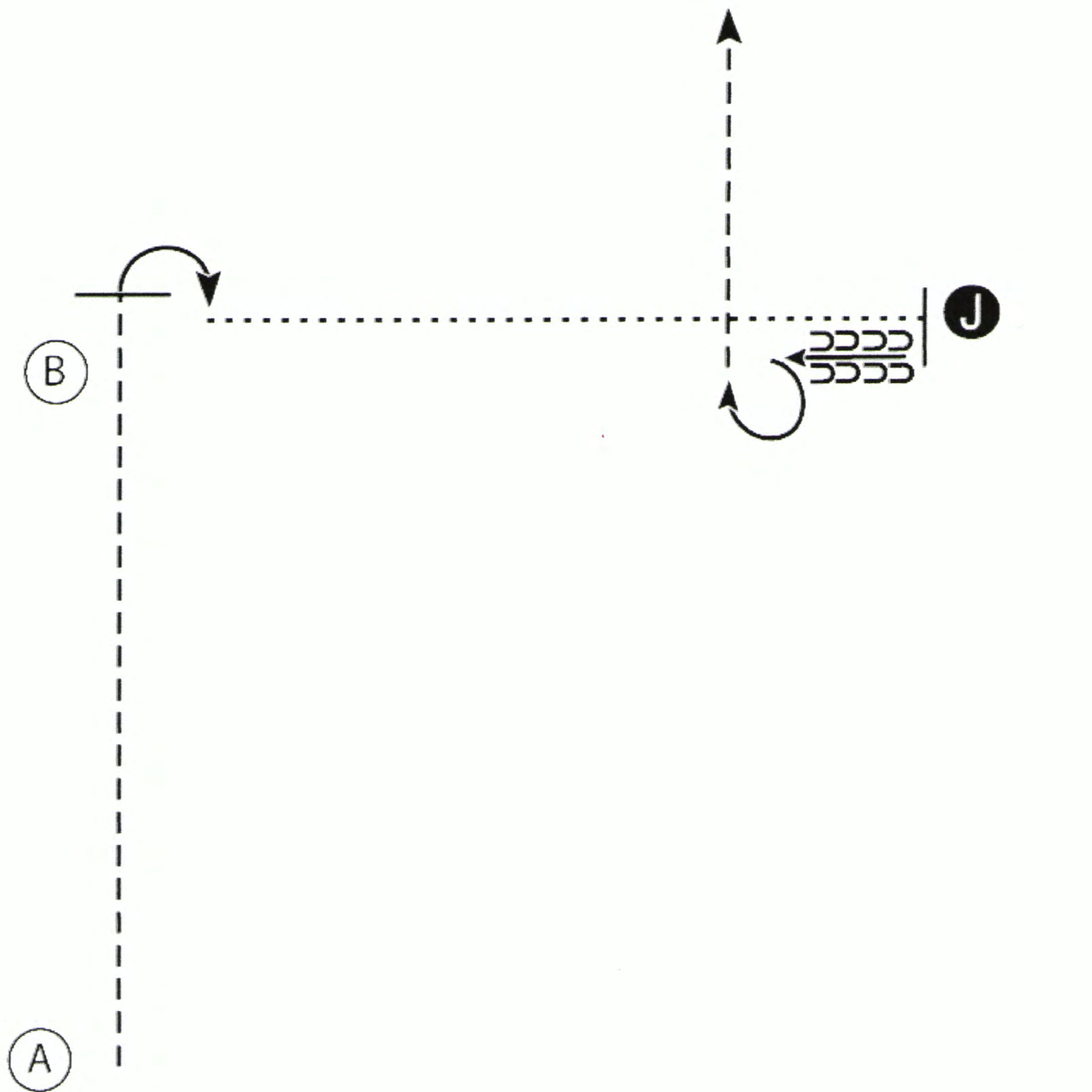


CSC Open Horse Show

WTJ showmanship

Show Date: 05-05-2024

Classes 3, 4, 5



1. Begin at A. Trot from A past B
2. Stop and perform a 90 degree turn
3. Walk to the Judge, stop and set up for inspection
4. When dismissed back one horse length and perform a 270 degree turn
5. Trot to the line-up

Walk
Trot - - - - -
Back ← - - - - -
Marker (B)
Judge (J)

Pattern Provided by:

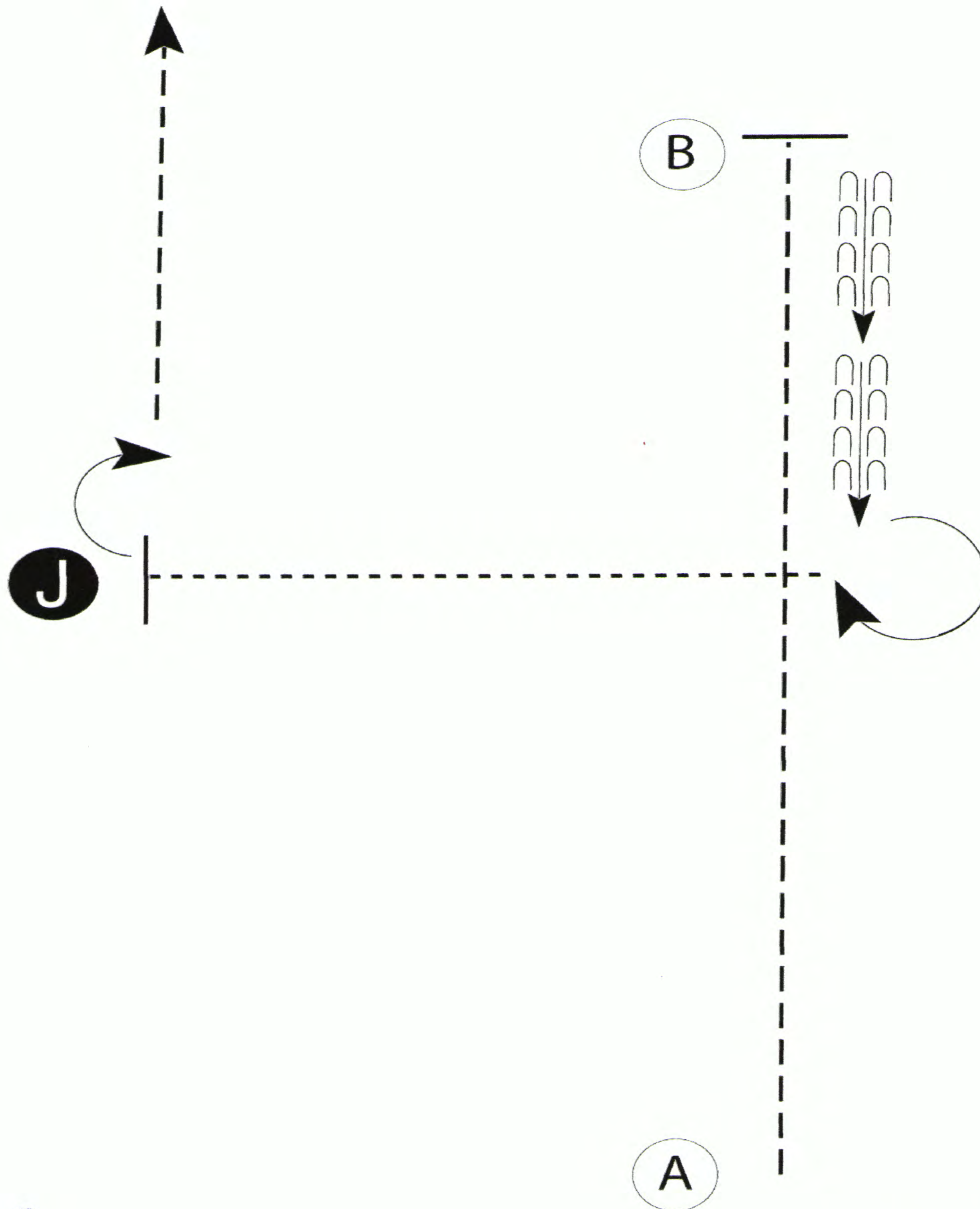
[S/WT-3]

CSC Open Horse Show

three gait showmanship classes

Show Date: 05-05-2024

classes 7+8



1. Trot A to B.
2. Stop at B.
3. Back halfway to A.
4. Perform a 270 degree turn .
5. Walk to the judge, stop and set up for inspection.
6. When dismissed, perform a 90 degree turn and trot away from judge.

Walk	-----
Trot	-----
Back	←-----
Marker	ⓑ
Judge	●

Follow the instructions of your ring steward.

[S/WT-1]

Pattern Provided by:

D C "

WWW.HORSESHOWPATTERNS.COM

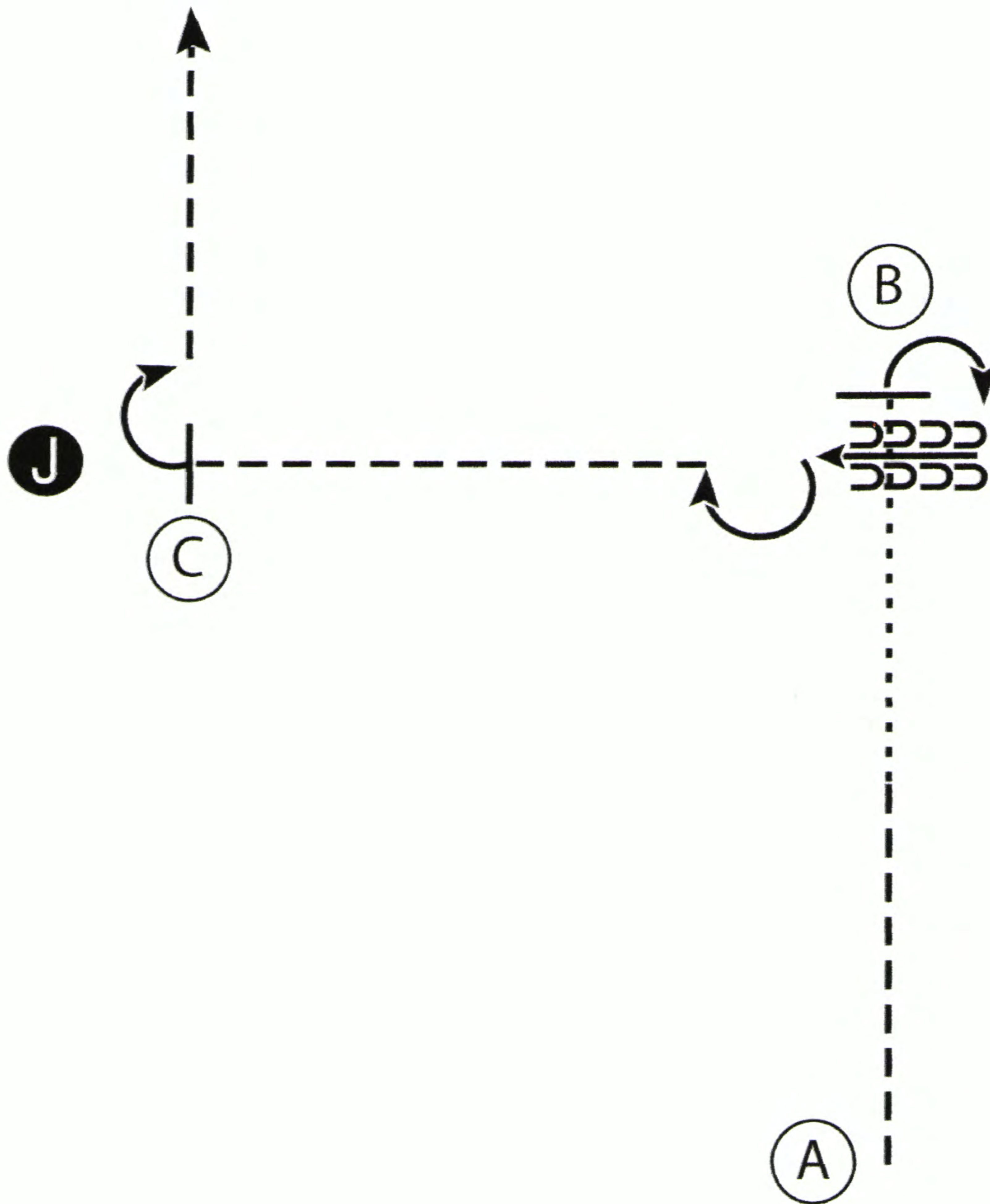
WWW.HORSESHOWPATTERNS.COM

CSC Open Horse Show

CSC Showmanship Buckle Series

Show Date: 05-05-2024

Class 6



1. Trot from A half way to B.
2. Break to walk and walk to B.
3. Stop and perform a 90 degree turn.
4. Back four steps and perform a 180 degree turn.
5. Trot to C. Stop and set up for inspection.
6. When dismissed perform a 90 degree turn.
7. Trot to line-up.

Walk
Trot - - - - -
Back ←
Marker (B)
Judge (J)

[S/3-9]

Pattern Provided by:

D O ...

WWW.HORSESHOWPATTERNS.COM

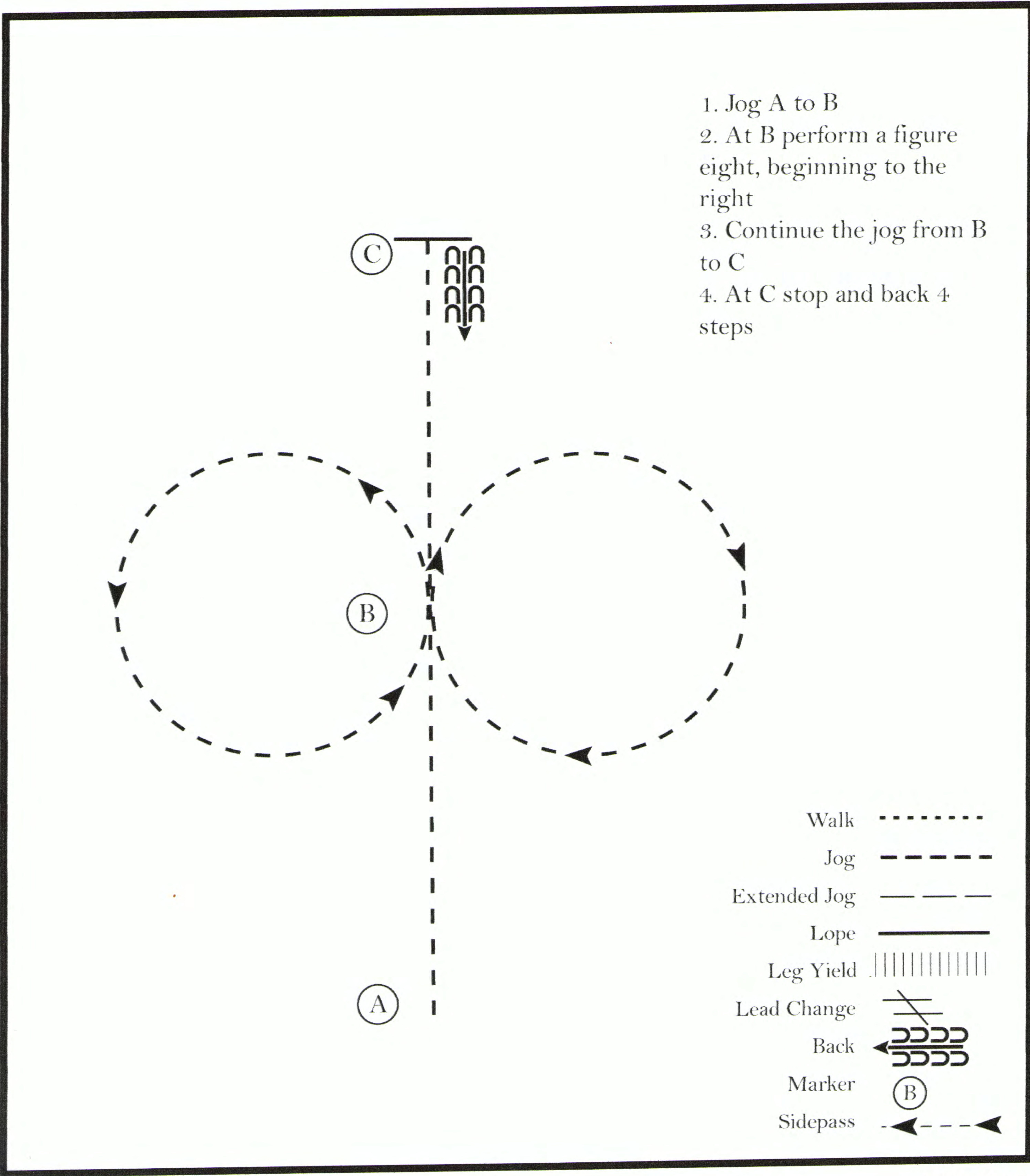
WWW.HORSESHOWPATTERNS.COM

CSC Open Horse Show

WTJ Equitation Pattern Class

Show Date: 05-05-2024

class 17



1. Jog A to B
2. At B perform a figure eight, beginning to the right
3. Continue the jog from B to C
4. At C stop and back 4 steps

Walk
Jog	-----
Extended Jog	- - - - -
Lope	—————
Leg Yield	
Lead Change	— / —
Back	← C C C C C C C C
Marker	(B)
Sidepass	← - - - - - →

[WH/WT-5]

Pattern Provided by:

WWW.HORSESHOWPATTERNS.COM

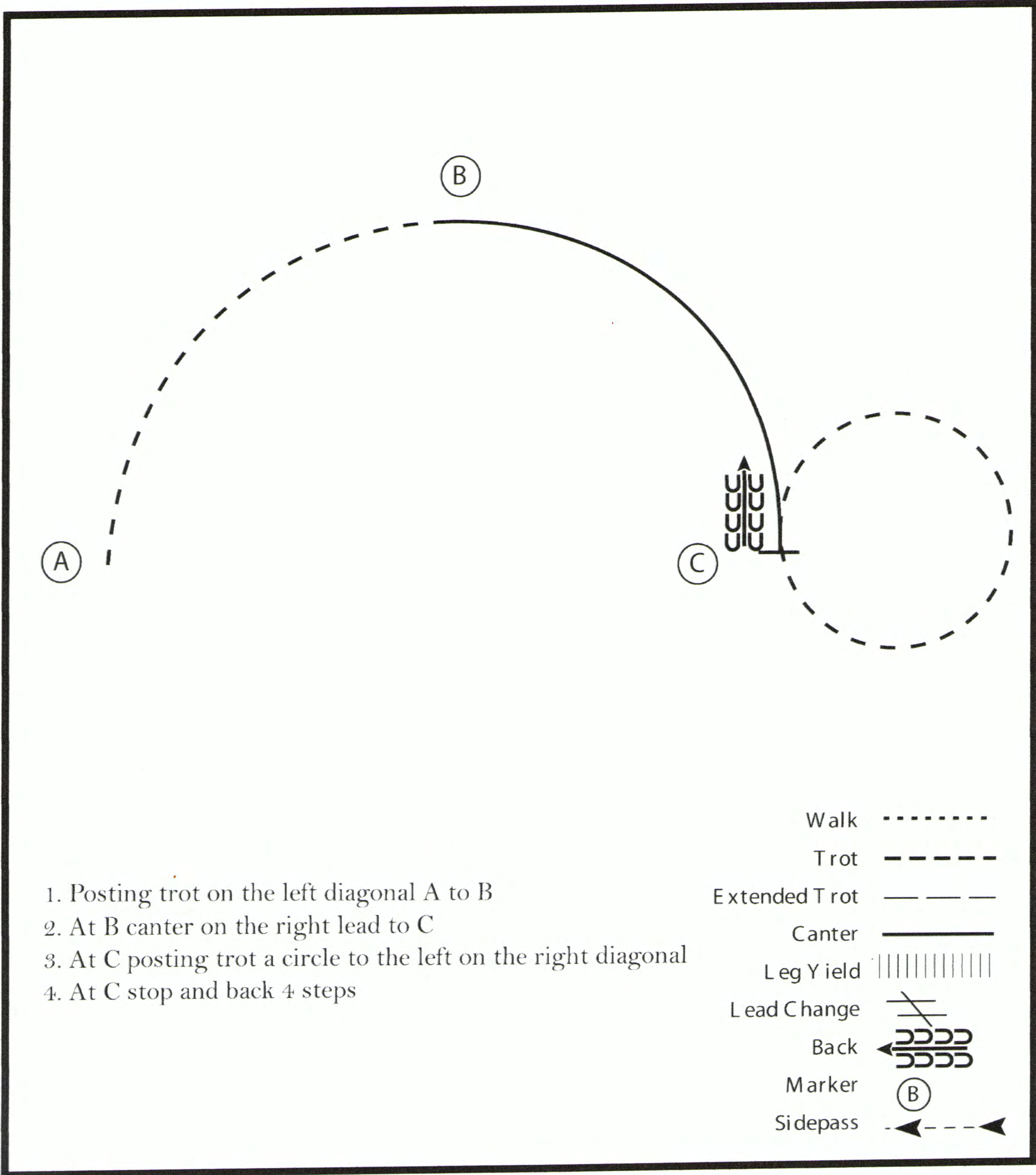
WWW.HORSESHOWPATTERNS.COM

CSC Open Horse Show

English Equitation pattern

Show Date: 05-05-2024

Class 18



1. Posting trot on the left diagonal A to B
2. At B canter on the right lead to C
3. At C posting trot a circle to the left on the right diagonal
4. At C stop and back 4 steps

Walk
Trot	-----
Extended Trot	- - - - -
Canter	—————
Leg Yield	
Lead Change	↘
Back	←←←←
Marker	(B)
Sidepass	←- - - -

[HSE/1-17]

Pattern Provided by:

www.horsethows.com

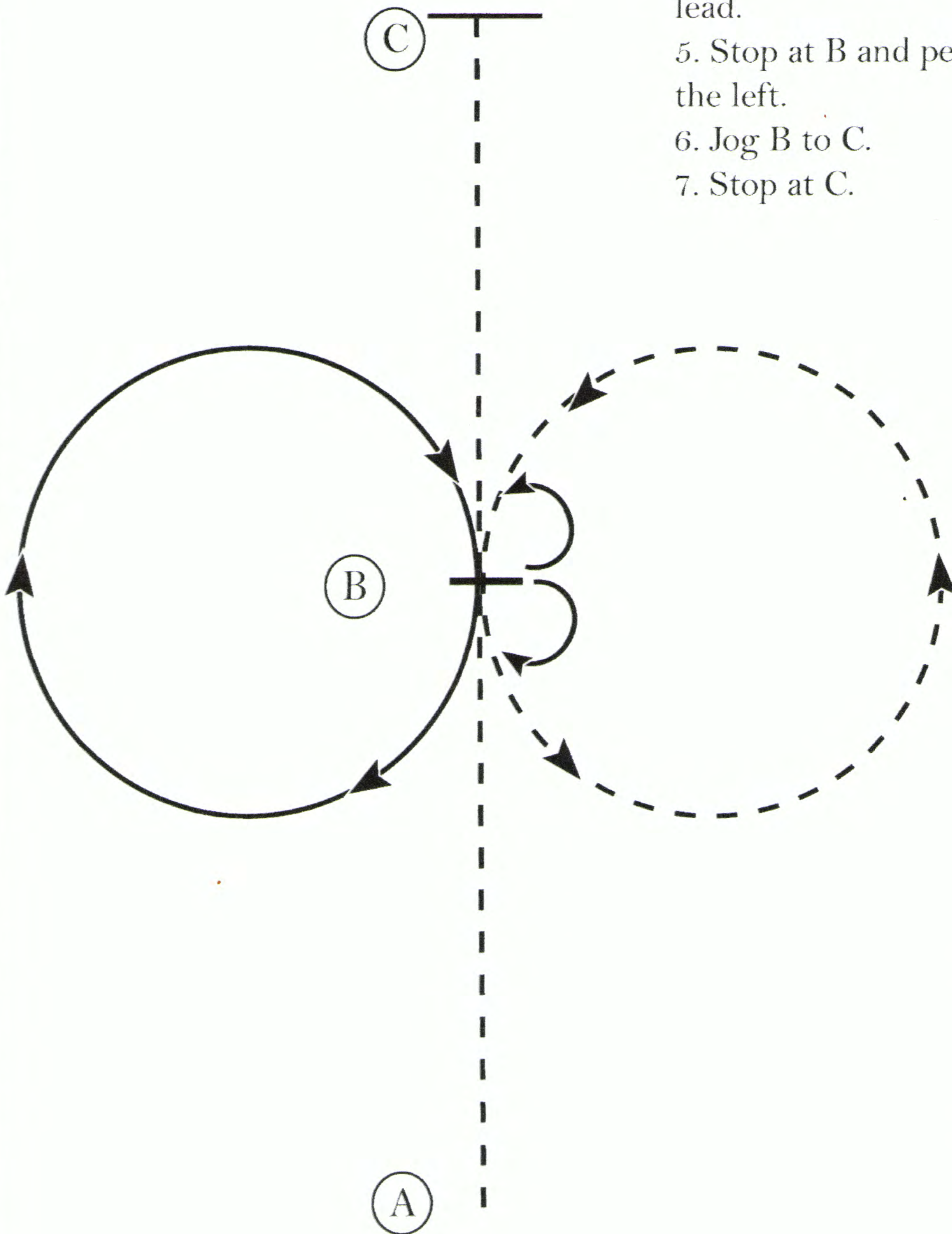
www.horsethows.com

CSC Open Horse Show

western pattern class

Show Date: 05-05-2024 class 34

1. Jog A to B.
2. Stop at B and perform a 180 degree turn to the right on the hindquarters.
3. Jog a circle to the left.
4. At B lope a circle to the right on the right lead.
5. Stop at B and perform a 180 degree turn to the left.
6. Jog B to C.
7. Stop at C.



Walk
Jog	-----
Extended Jog	- - - - -
Lope	—————
Leg Yield	
Lead Change	↘
Back	←←←←←
Marker	Ⓚ
Sidepass	←- - - ->

[WH/1-10]

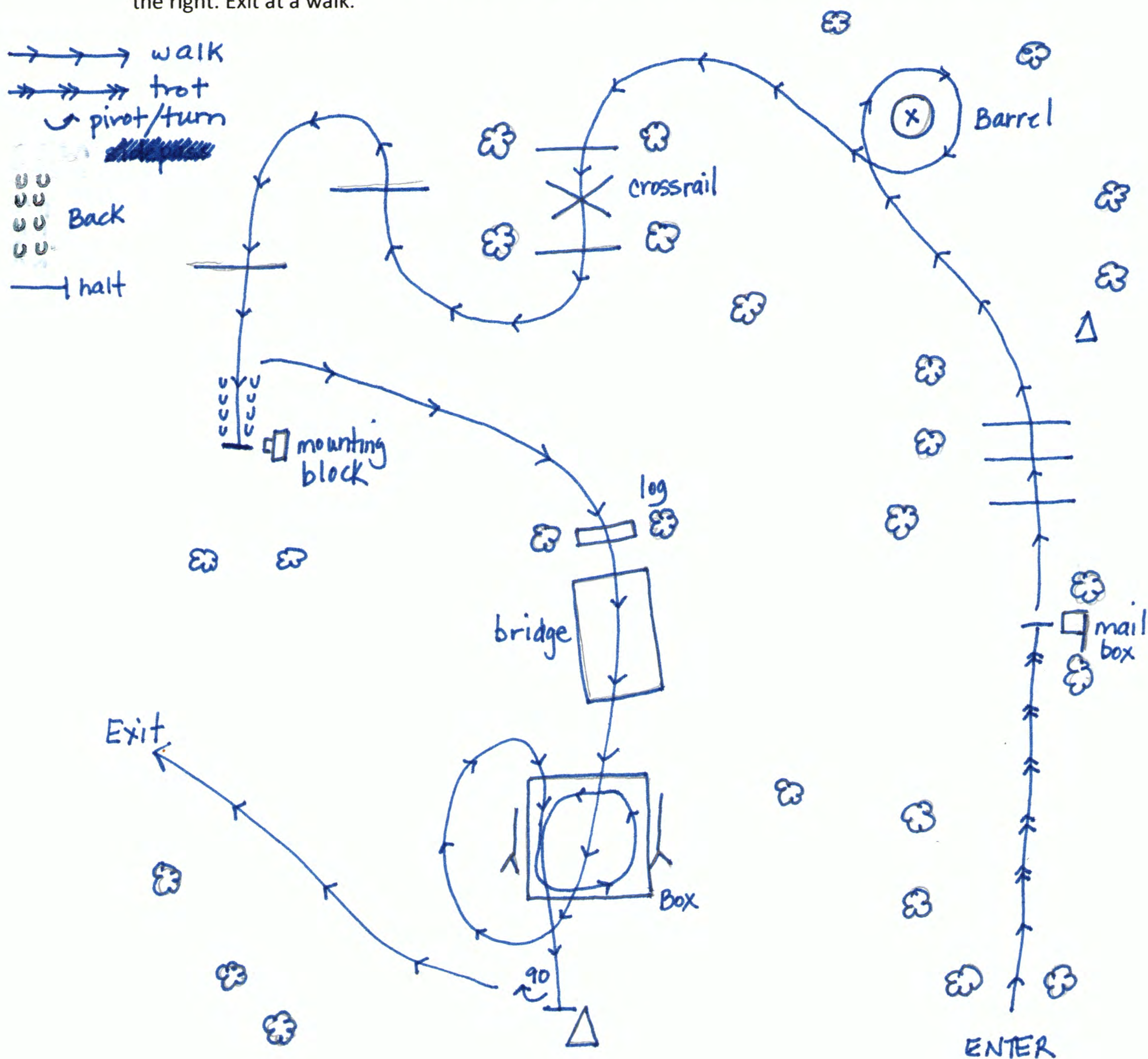
Pattern Provided by:

WWW.HORSESHOWPATTERNS.COM

WWW.HORSESHOWPATTERNS.COM

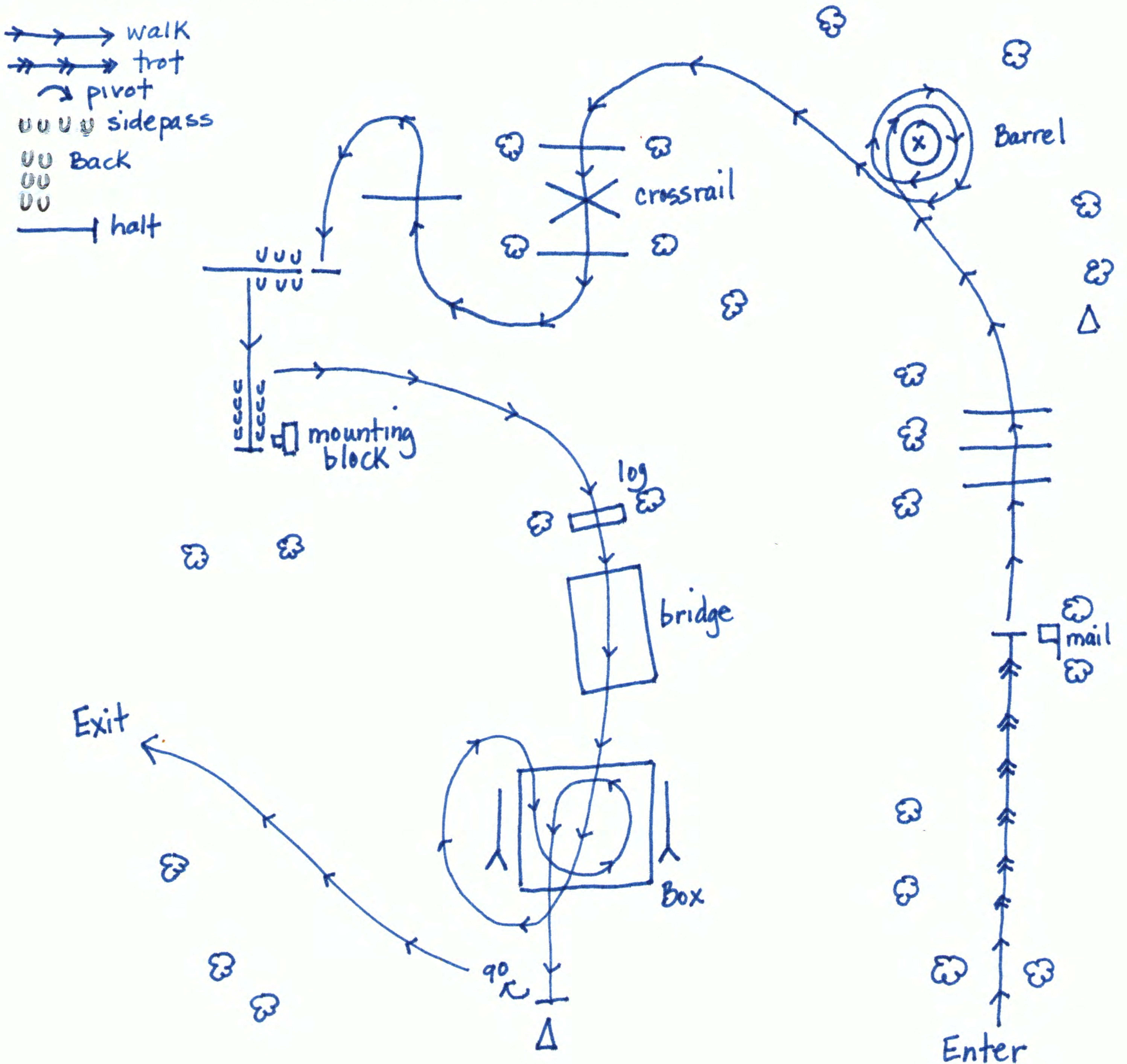
In Hand Trail and WTJ Green Trail pattern, May 2024 – classes #40 and #41

1. Enter at a walk, then trot to mail box. Halt and count to 5
2. Walk over ground poles
3. Walk forward and make a small circle right around the barrel.
4. Walk out of circle and turn left through trees. Cross over poles and cross-rail.
5. Walk a curve over poles, as pictured. Halt next to mounting block. Count to 5.
6. Back 4 steps
7. Veer left and walk over log between the trees, then over bridge.
8. Walk into box then out of box and circle right.
9. Walk into box again and make a small circle inside the box to the left.
10. Exit box and halt in front of cone. Turn on the haunches/pivot 90 degrees to the right. Exit at a walk.



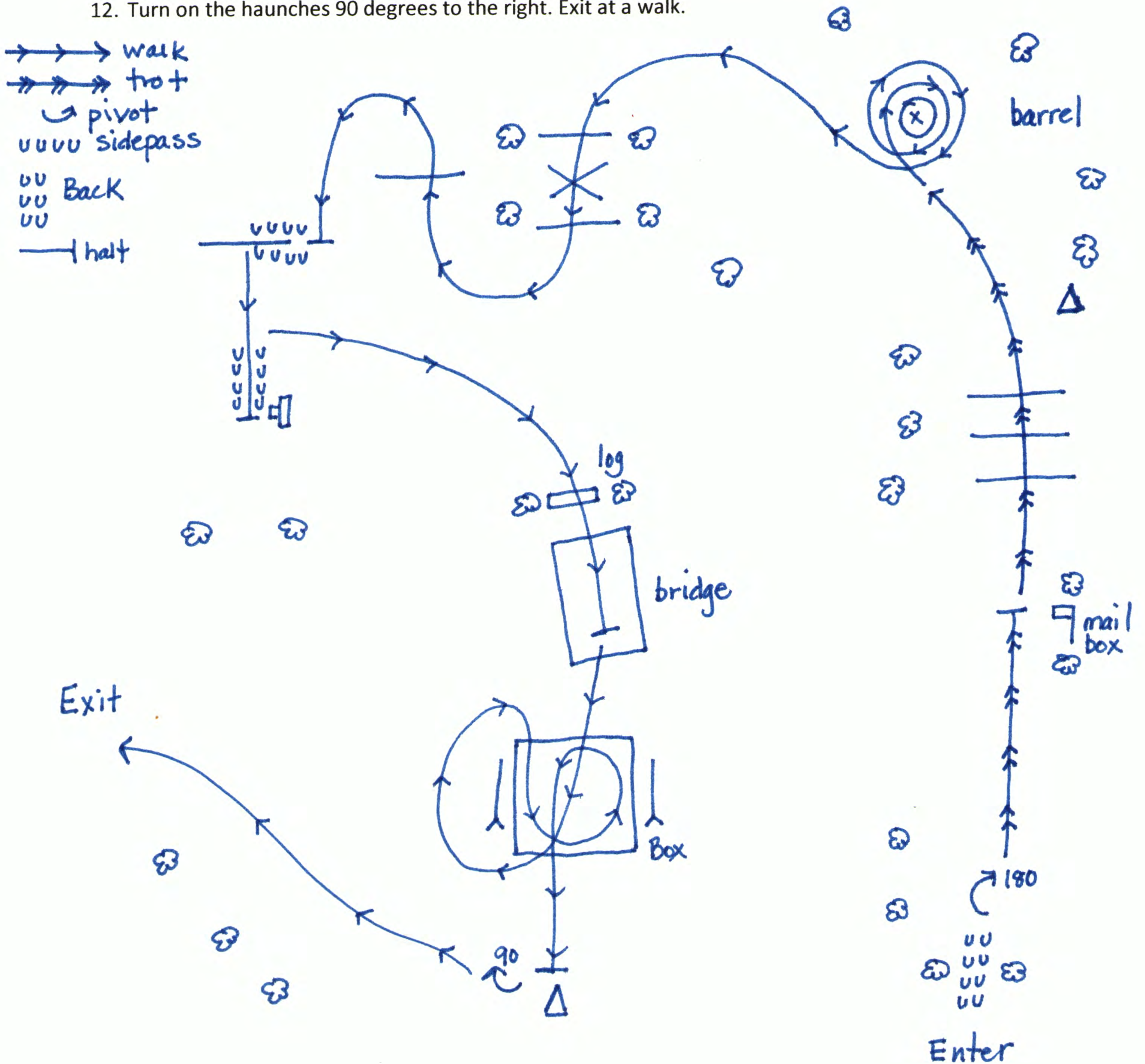
WTJ Trail pattern, May 2024 – classes #42 and #43

1. Enter at a walk, then trot to mail box. Halt. Get mail and Count to 5. Replace mail.
2. Walk over ground poles
3. Walk forward. Make a small circle to the right around the barrel, then a larger circle right.
4. Walk out of circle and turn left through trees. Cross over poles and cross-rail.
5. Walk right over 1st pole. Walk Left and halt next to 2nd pole. Sidepass right to center of pole.
6. Walk forward over pole and halt next to mounting block. Back 4 steps
7. Veer left and walk over log between the trees, then over the bridge.
8. Walk through box. Circle right. Walk into box again and circle left inside the box.
9. Exit box and halt in front of cone. Thank the judge.
10. Turn on the haunches 90 degrees to the right. Exit at a walk.



Three Gait Trail pattern, May 2024 – classes #44, #45, #46 and #47

1. Back to Enter.
2. Turn on the haunches 180 degrees to the right
3. Trot to the mailbox. Halt. Get mail. Count to 5. Replace mail
4. Trot forward over ground poles. Break to a walk before the barrel.
5. Walk forward. Make a small circle to the right around the barrel, then a larger circle right.
6. Walk out of circle and turn left through trees. Cross over poles and cross-rail.
7. Walk right over 1st pole. Walk Left and halt next to 2nd pole. Sidepass right to center of pole.
8. Walk forward over pole and halt next to mounting block. Back 4 steps
9. Veer left and walk over log between the trees, then onto the bridge. Halt on bridge 5 counts
10. Walk through box. Circle right. Walk into box again and circle left inside the box.
11. Exit box and halt in front of cone. Thank the judge.
12. Turn on the haunches 90 degrees to the right. Exit at a walk.



Buckle Challenge Trail pattern, May 2024 – class #48

1. Walk to Enter. Halt. Turn 180 degrees on the forehead to the right. Back 4 steps. Turn 180 degrees on the haunches to the right.
2. Walk to the mailbox. Halt. Get mail. Count to 5. Replace mail
3. Trot forward over ground poles then halt at cone.
4. Turn 360 degrees left on the haunches.
5. Walk and make a wide circle to the right 1/2 way around the barrel. Halt and sidepass right towards barrel. Pick up bucket. Settle. Replace the bucket. Complete the circle to the right.
6. Turn left through trees and over the poles and cross-rail.
7. Walk right over 1st pole. Walk Left and halt next to 2nd pole. Sidepass right to center of pole.
8. Walk forward over pole and halt next to mounting block. Dismount. Count to 5. Remount.
9. Back 4 steps.
10. Veer left and walk over log between the trees, then onto the bridge. Halt on bridge 5 counts
11. Walk through box. Circle right. Walk into box again. Halt next to standard. Pick up hoodie. Sidepass left to opposite standard. Replace hoodie.
12. Exit box and halt in front of cone. Thank the judge.
13. Turn on the haunches 90 degrees to the right. Exit at a walk on a loose rein.

