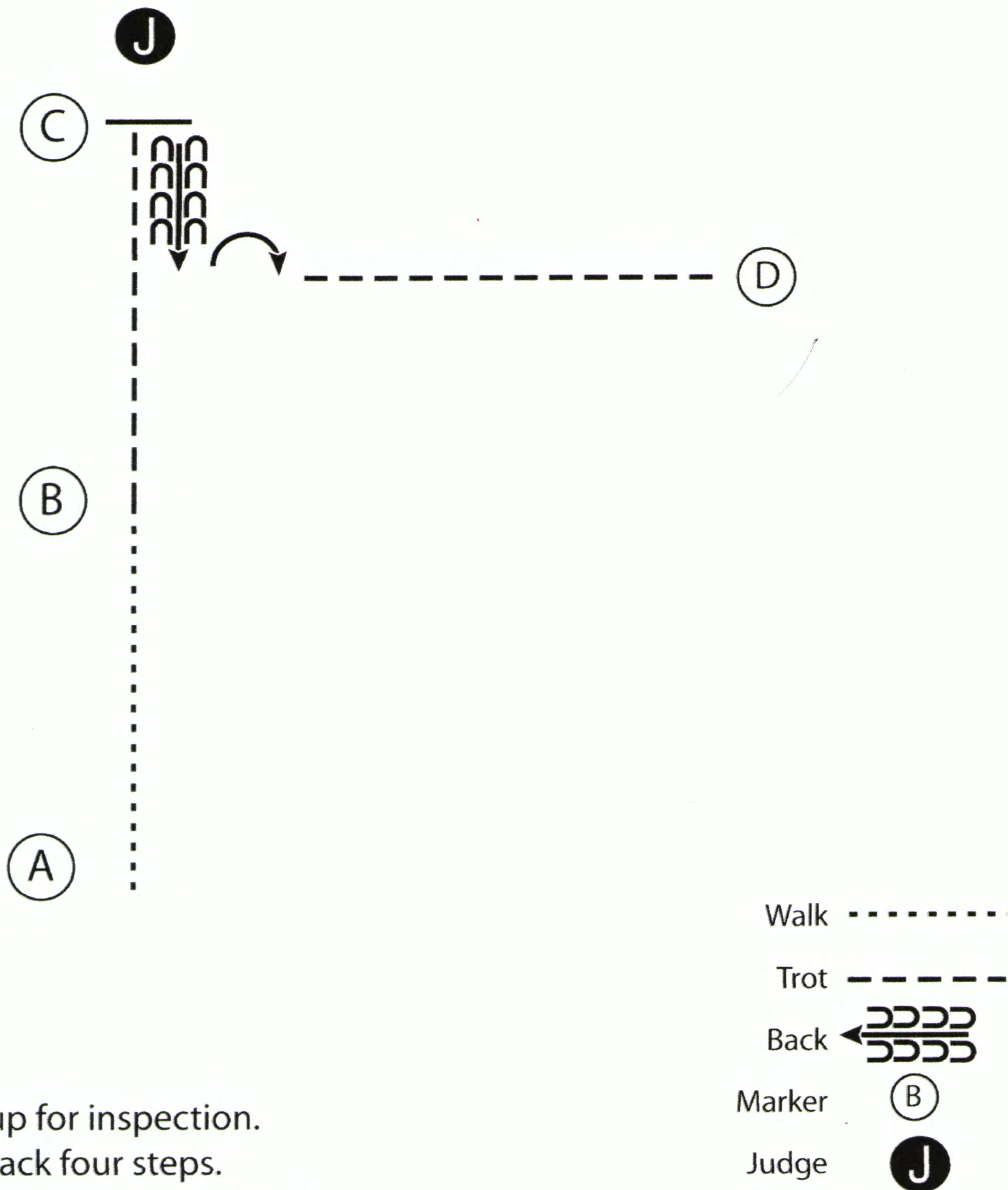


CSC Open Horse Show

WTJ showmanship

Show Date: 08-11-2024

Classes 3,4,5



www.horsepatterns.com

www.horsepatterns.com

[S/2-7]

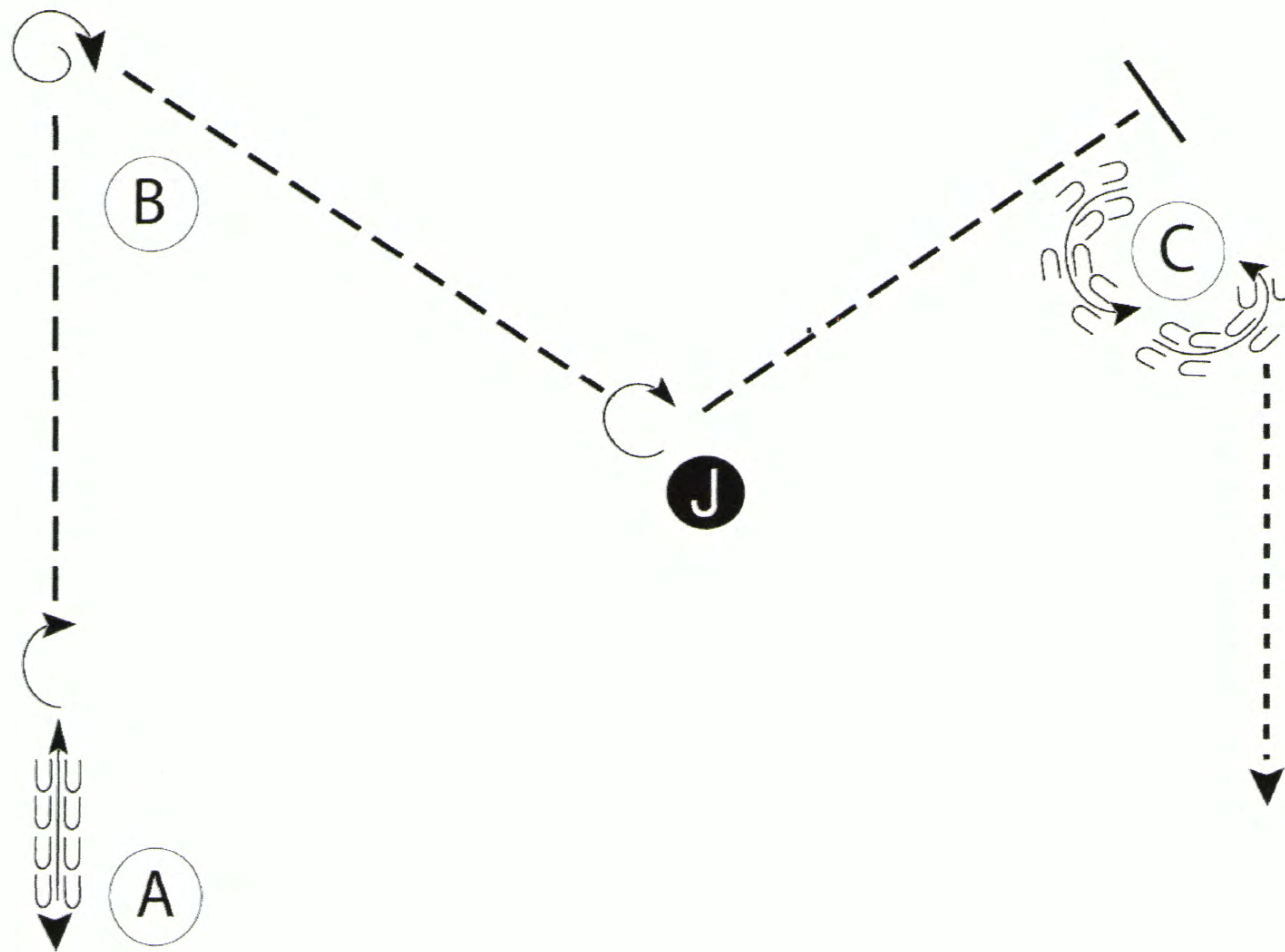
Pattern Provided by:

CSC Open Horse Show

CSC Showmanship Buckle Series

Show Date: 08-11-2024

Class 6



Be ready at A facing away from B.

1. Back one horse length from A.
2. Turn 180 degrees and trot past B.
3. Stop past B, turn 1 1/3 turns and trot to judge.
4. Stop and set up for inspection.
5. When dismissed, do a 3/4 turn and trot to C.
6. Stop at C. Back around C.
7. Walk straight away from C to exit.

Walk	-----
Trot	-----
Back	←-----
Marker	⊙ B
Judge	● J

[S/3-24]

Pattern Provided by:

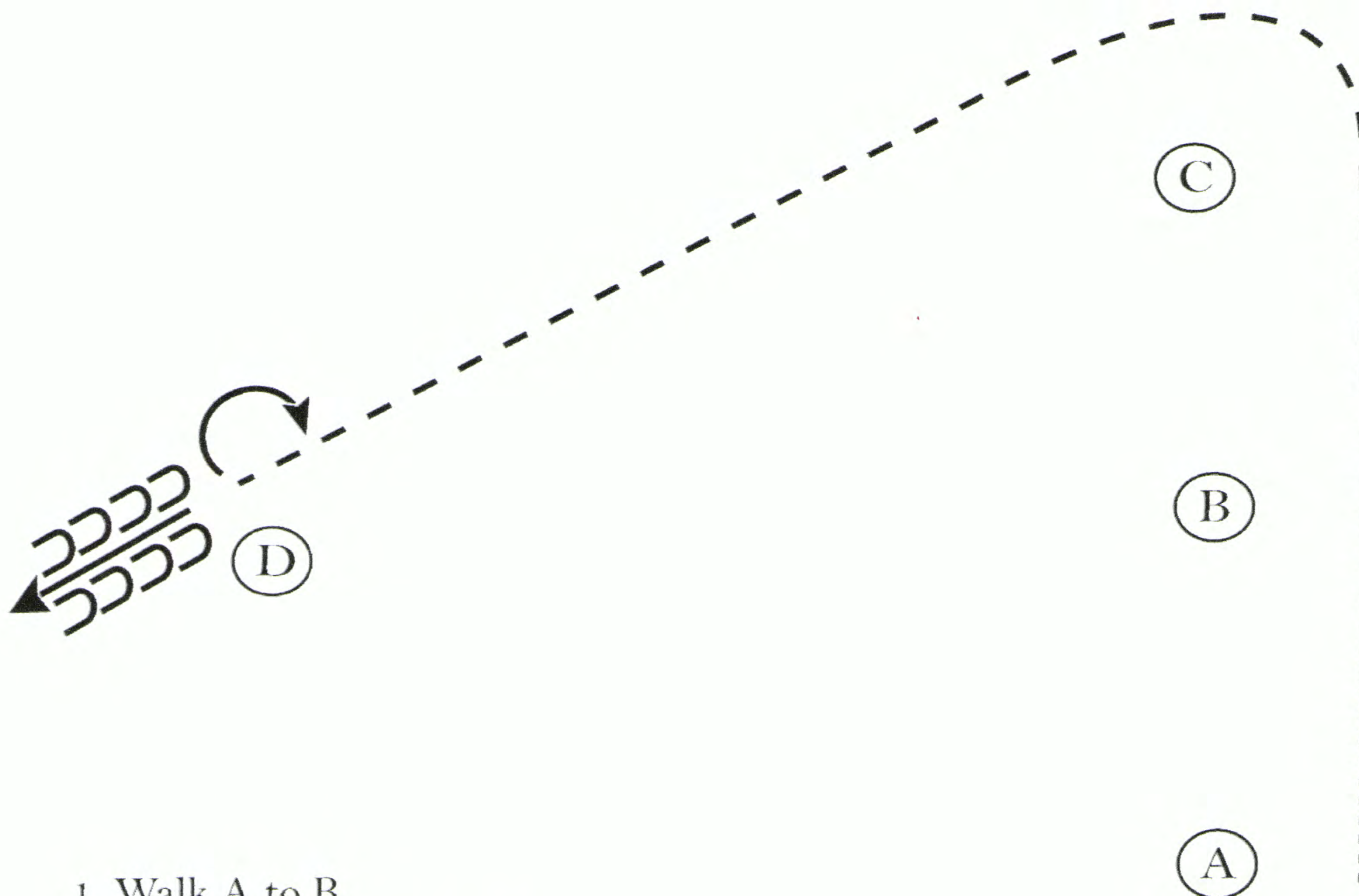
D O "

CSC Open Horse Show

WTJ Equitation Pattern Class

Class 17

Show Date: 08-11-2024



1. Walk A to B.
2. At B jog around C to D.
3. At D perform a 180 degree turn to the right.
4. Back 4 steps.

Walk
Jog	- - - - -
Extended Jog	— — — — —
Lope	—————
Leg Yield	
Lead Change	↘
Back	←←←←←
Marker	(B)
Sidepass	←- - - -←

[WH/WT-10]

Pattern Provided by:

WWW.HORSESHOWPATTERNS.COM

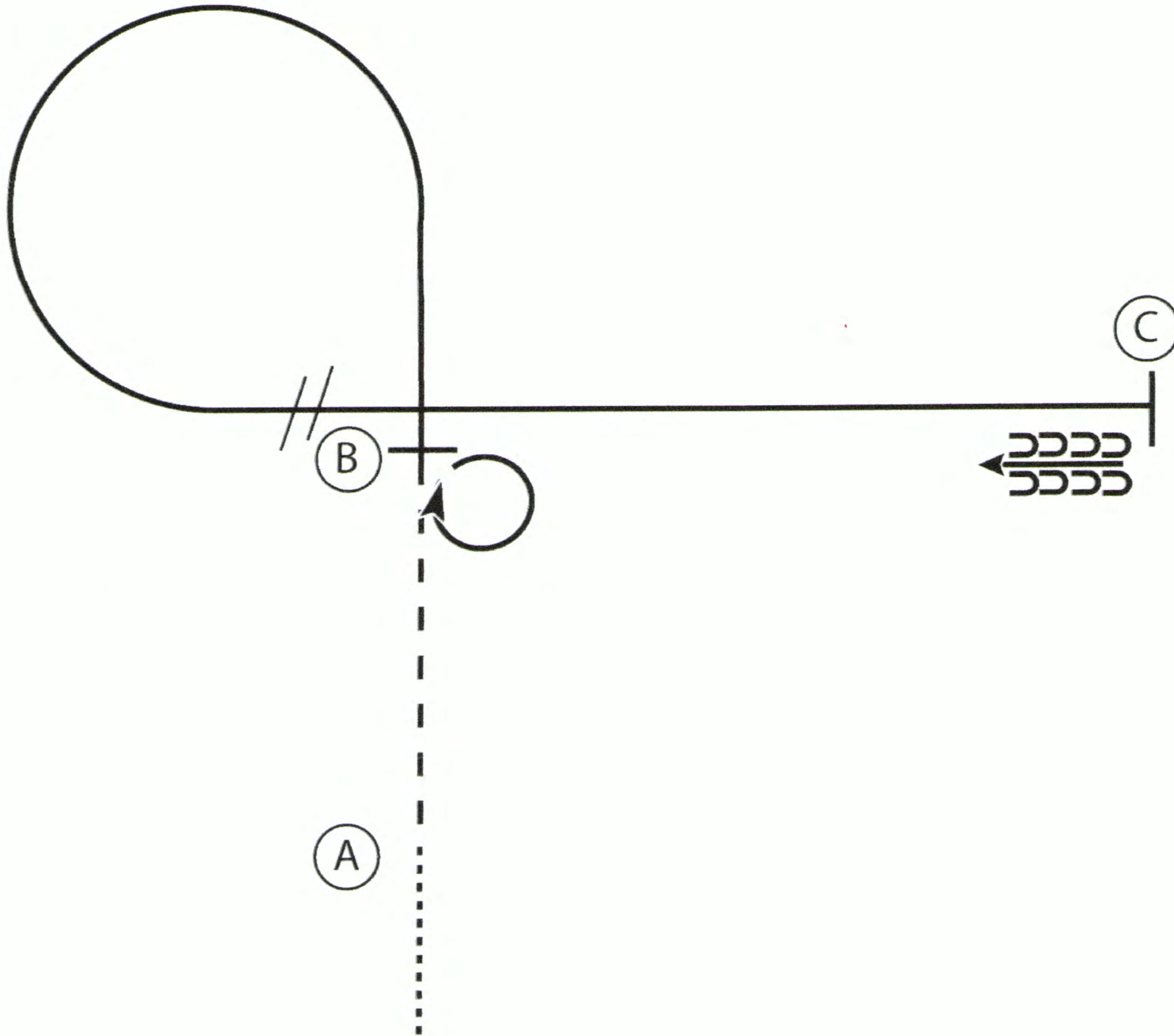
WWW.HORSESHOWPATTERNS.COM

CSC Open Horse Show

western pattern class

Class 34

Show Date: 08-11-2024



1. Walk to A
2. At A jog to B
3. Stop at B and perform a 360 degree turn to the right
4. Lope a circle to the left
5. At B perform a lead change and continue to C
6. At C stop and back 5 steps

Walk
Jog	-----
Extended Jog	-----
Lope	—————
Leg Yield	
Lead Change	⚡
Back	←←←←←
Marker	Ⓚ
Sidepass	←- - - ->

[WH/2-10]

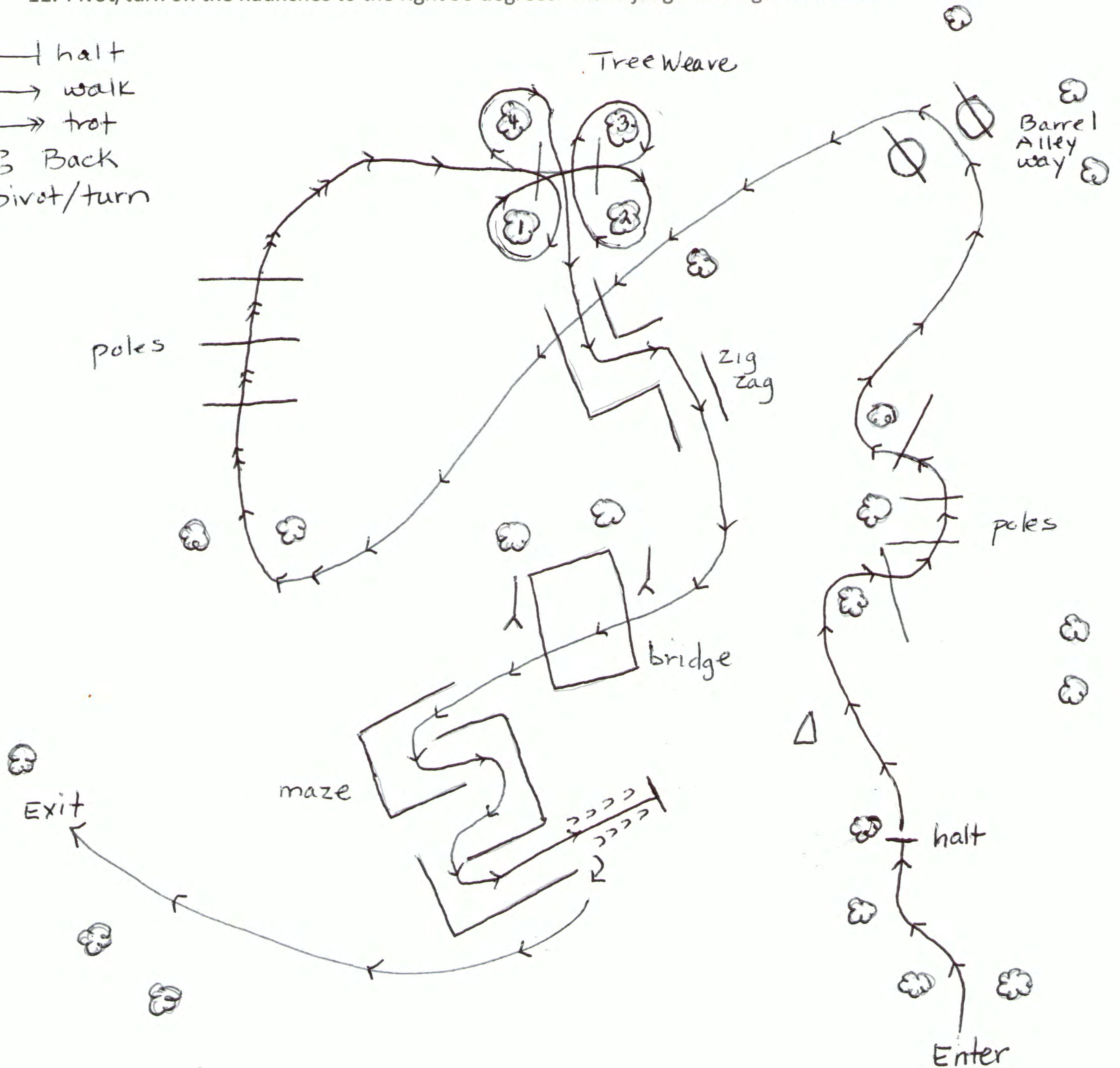
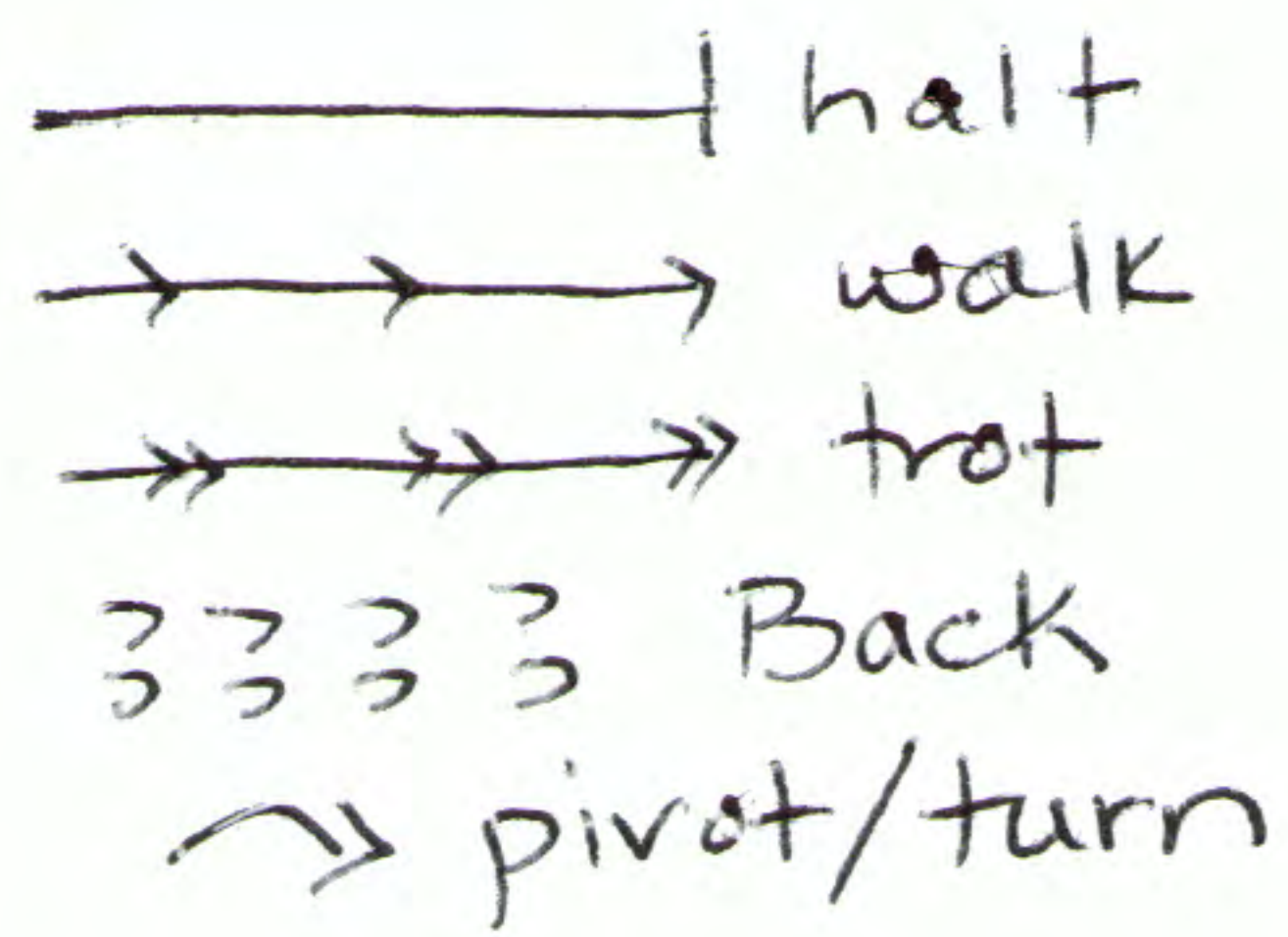
Pattern Provided by:

WWW.HORSESHOWPATTERNS.COM

WWW.HORSESHOWPATTERNS.COM

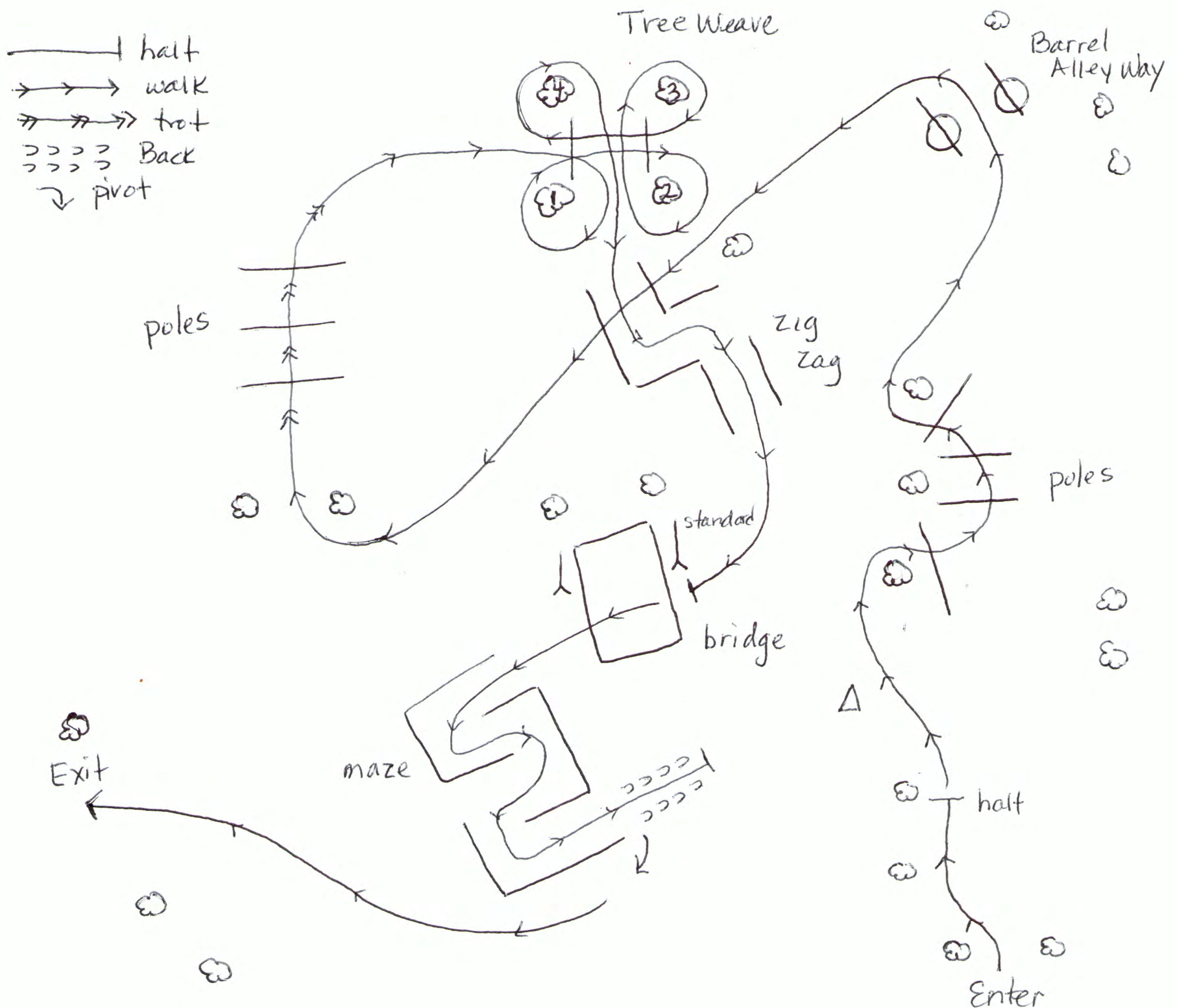
In hand trail/Green WTJ Trail – Classes 40 and 41, August 2024

1. Enter and walk to rope gate. Halt next to rope gate and count to 5.
2. Weave through trees as pictured, stepping over ground poles.
3. Walk towards and through the Barrel Alleyway Obstacle.
4. Turn left and walk over the end of the zig zag poles
5. Walk forward to pass through trees. Pick up trot. Trot over the set of ground poles. Walk.
6. Circle right around each of the 4 trees, stepping over the poles in the center as you pass through.
7. Walk through the zig zag poles. Turn Right
8. Walk over the bridge from the side.
9. Walk through the maze and continue to walk straight forward.
10. Halt and back 4 steps.
11. Pivot/turn on the haunches to the right 90 degrees. Thank judge. Exit right at a walk.



WTJ Trail – Classes 42 and 43, August 2024

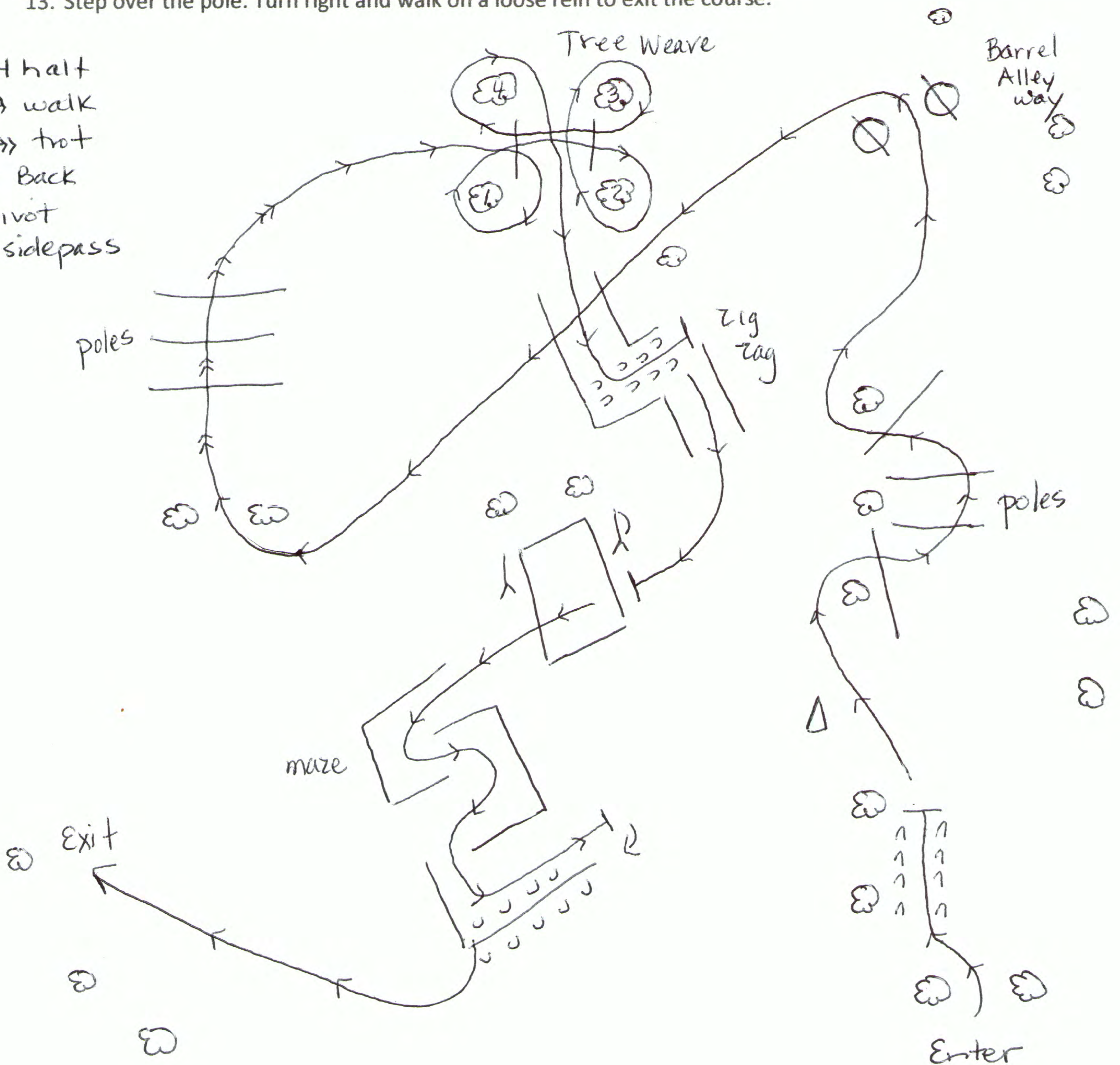
1. Enter and walk to rope gate. Halt next to rope gate. Pick up rope. Count to 5. Replace rope
2. Weave through trees as pictured, stepping over ground poles.
3. Walk towards and through the Barrel Alleyway Obstacle.
4. Turn left and walk over the end of the zig zag poles
5. Walk forward to pass through trees. Pick up trot. Trot over the set of ground poles. Walk .
6. Circle right around each of the 4 trees, stepping over the poles in the center as you pass through.
7. Walk through the zig zag poles. Turn Right
8. Halt next to first standard. Count to 5. Walk over the bridge from the side.
9. Walk through the maze and continue to walk straight forward.
10. Halt and back 4 steps.
11. Pivot/turn on the haunches to the right 90 degrees. Thank judge. Exit right at a walk.



3 Gait Trail – Classes 44, 45, 46 and 47, August 2024

1. Walk to rope gate. Halt next to gate. Pick up rope. Back 4 steps. Walk forward. Replace rope
2. Weave through trees as pictured, stepping over ground poles.
3. Walk towards and through the Barrel Alleyway Obstacle.
4. Turn left and walk over the end of the zig zag poles
5. Walk forward to pass through trees. Pick up trot. Trot over the set of ground poles. Walk
6. Circle right around each of the 4 trees. Step over the poles in the center as you pass through.
7. Walk into the zig zag poles and turn right. Halt and back 3-4 steps. Walk out and turn right.
8. Halt next to first standard. Pick up hoodie. Count to 5. Replace the hoodie.
9. Walk over the bridge from the side.
10. Walk through the maze and halt after horses' front feet pass the pole.
11. Turn on the haunches 90 degrees to the right in order to position horse to sidepass.
12. Side pass the length of the pole to the right. Halt. Thank the judge.
13. Step over the pole. Turn right and walk on a loose rein to exit the course.

- |— halt
- walk
- trot
- ↗↗↗↗ Back
- ↪ pivot
- nnnn sidepass



Buckle Challenge Trail – Class 48, August 2024

1. Walk to rope gate. Halt next to gate and work gate from the left.
2. Pivot on the haunches 180 degrees to the right.
3. Weave through trees as pictured, stepping over ground poles.
4. Walk into Barrel Alleyway Obstacle. Halt. Count to 5.
5. Turn left and walk over the end of the zig zag poles
6. Walk forward to pass through trees. Pick up trot. Trot over the set of ground poles. Walk
7. Circle right around each of the 4 trees. Step over the poles in the center as you pass through.
8. Walk and position horses' left side at entrance to zig zag. Turn on the haunches 90 to the right.
9. Back the 'L' portion of the zig zag stopping when you are in position to sidepass the last pole.
10. Sidepass the pole to the left, then walk to the first standard.
11. Halt next to first standard. Pick up hoodie. Carry hoodie over the bridge, from the side. Replace hoodie on second standard.
12. Walk through the maze and halt after horses' front feet pass the pole.
13. Turn on the haunches 90 degrees to the right in order to position horse to sidepass.
14. Side pass the length of the pole to the right. Halt. Thank the judge.
15. Step over the pole. Turn right and walk on a loose rein to exit the course.

- | halt
- walk
- trot
- ↵↵↵↵ Back
- ↵↵↵↵
- ↵ pivot
- ↵↵↵↵ side pass

